INAL®
GLASS SYSTEMS & ACCESSORIES

GLASS ACCESSORIES

INnovationAL Solutions

INTERMETAL
BUILDING INDUSTRIAL EQUIPMENT

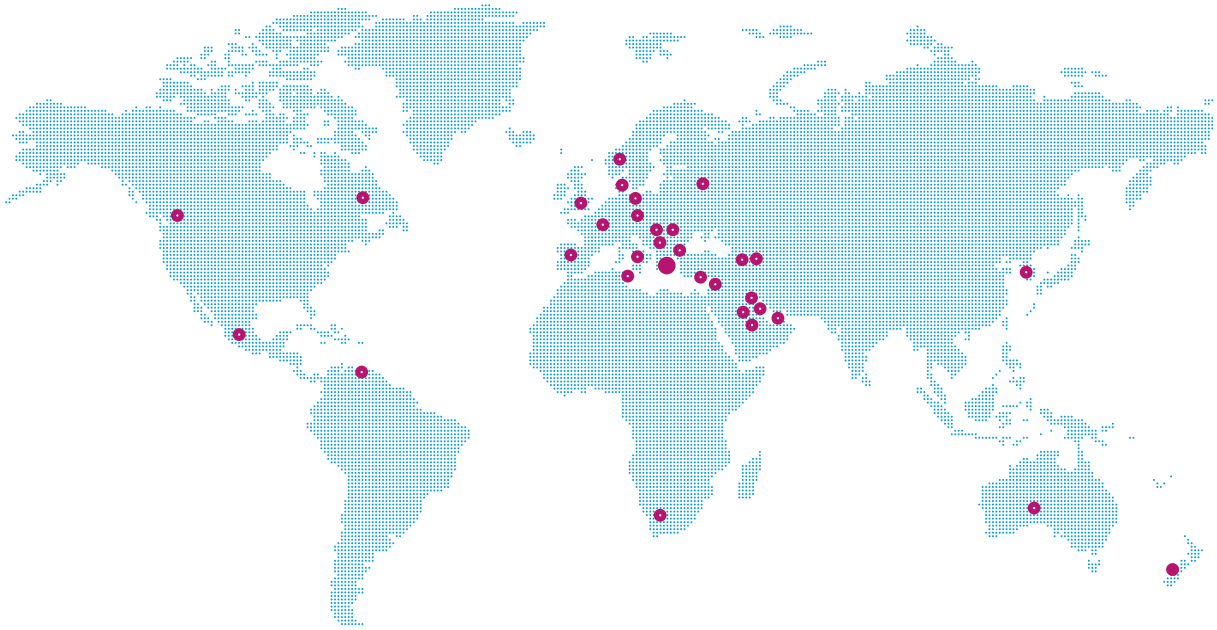

INTERMETAL S.A. established in 1990, is a modern, innovative industry specialising in designing & producing accessories and systems for architectural glass.

Its two industrial factories, operated at its headquarters in Koropi, Athens, covering an area of 12.000m^2 manufacture a wide range of high quality products under the brand names INAL® and NOSCAVO®, providing solutions to architectural glass constructions.

As your partners in Glass Applications, we provide you with the following systems & accessories:

- The Patented Innovative Hydraulic Hinge glass door Closer NOSCAVO®.
- Systems for Folding and Parking [Stacking] movable glass walls, components for internal glass Partitions and movable soundproof Partition walls.
- Sliding, Swing and Revolving manually or electrically operated glass doors systems and door Control applications.
- Systems and Components for glass Balustrades, such as rail profiles, glass clamps, handrails, clips etc.
- Glass door Accessories such as hinges, locks, handles and components for shower cabin applications.
- Stainless steel Accessories [PLANISPHERE® & MINOX®] for glass Facades, Canopies & Balustrades.
- Custom designed Metal accessories for glass applications.

The company applies a management system in Designing, Producing and Sales Building Industrial Equipment, Metallic Accessories and Systems for Glass Doors and Glass Panels. It has been certified with ISO 9001:2015 by TÜV NORD CERT and INAL® products comply with the regulations and certifications.

INAL®
GLASS SYSTEMS & ACCESSORIES

NOSCAVO®

how to order

0000.000.00
PRODUCT NUMBER.DIMENSION.FINISHING

Dimensions are used for a limited range of products, such as handles. Wherever there is no dimension the product number is followed by the finishing code.

finishing



ALUMINUM

00 ALUMINUM MILLFINISH
01 NATURAL ANODISED
02 GOLD ANODISED
03 MIRROR CHROMED
04 SATIN CHROMED
05 GOLD MIROR CHROMED
06 GOLD SATIN CHROMED
21 POWDER COATED, RAL
25 SATIN ANODIZED
33 BLACK ANODIZED
36 BRAUN ANODIZED
39 NATURAL POLISHED ANODIZED
40 ANTIQUE
42 GLOSSY ANODIZED ELECTROPOLISHED
44 CHAMPAGNE ANODIZED
45 ANODIZED UPON REQUEST

STAINLESS STEEL

37 GOLD PLATED

Solid

13 POLISHED
14 SATIN

Casted

23 POLISHED
24 SATIN
40 ANTIQUE
41 ORO MAT

BRASS

Solid

07 POLISHED
08 SATIN
09 MIRROR CHROMED
10 SATIN CHROMED
11 GOLD MIRROR CHROMED
12 GOLD SATIN CHROMED
34 POWDER COATED, RAL

Casted

29 MIRROR CHROMED
30 SATIN CHROMED
35 GOLD CHROMED

ZINC ALLOY [ZAMAK]

15 MIRROR CHROMED
16 SATIN CHROMED
17 GOLD MIRROR CHROMED
18 GOLD SATIN CHROMED
19 NICKEL
38 MILL FINISH

IRON

26 NICKEL POLISHED
27 NICKEL MAT
28 NICKEL GOLD
31 GALVANIZED
32 POWDER COATED, RAL

symbols

GLASS THICKNESS PRODUCT WEIGHT

! VL 155C Chameleon
page 29

index



hinges

101 — pg.14
102, 102G — pg.14
103 — pg.14
141 — pg.15
142 — pg.15
117 — pg.15
118 — pg.15
104, 114 — pg.16
144, 134 — pg.16
105 [ALUM.] — pg.16
105G — pg.16
105L — pg.16
154 — pg.17
155 — pg.17
2100 — pg.17
2105 — pg.17
PR200-24 — pg.17
122 — pg.18
183 — pg.18
123 — pg.18
181 Brass — pg.18
181 ZincAlloy — pg.18
187 — pg.19
182 — pg.19
182 ZincAlloy — pg.19
184 — pg.19
185 — pg.20
189 — pg.20
190 — pg.20
192 — pg.20
175 — pg.21
175.15LP — pg.21
176 — pg.21
177.15LP — pg.21
170 — pg.22
170.BB — pg.22
170.30.BB — pg.22
170V.BB — pg.22
171 — pg.23
171S — pg.23
179 — pg.23
173 — pg.23
173V — pg.24
W100 — pg.24
152HD — pg.24
152 — pg.24

locks

201 AL. — pg.26
202 AL. — pg.26
201 ST. STEEL — pg.26
202 ST. STEEL — pg.26
206 — pg.27
207 — pg.27
208 — pg.27
210 — pg.27
211 — pg.28
212 — pg.28

locks

230	231	VL 155 C	247	248	247G	243G	244	243	280WC
pg.28	pg.28	pg.29	pg.29	pg.29	pg.30	pg.30	pg.30	pg.30	pg.31

280	281	284	285	227	228	250	252	GAUDI FIT IN	273
pg.31	pg.31	pg.31	pg.32	pg.32	pg.32	pg.32	pg.33	pg.33	pg.33

275	254	256	270	272	109	111	113	2101	2102
pg.33	pg.34	pg.34	pg.34	pg.34	pg.35	pg.35	pg.35	pg.35	pg.35

2103	2106	261	262	263	264	265	266	267	268
pg.35	pg.35	pg.36	pg.36	pg.36	pg.36	pg.36	pg.36	pg.36	pg.36

bolts

900	901	910	901C	903G	903	904	908	909	911
pg.38	pg.38	pg.38	pg.38	pg.39	pg.39	pg.39	pg.39	pg.40	pg.40

912	911.SQ
pg.40	pg.40

electric locks

1581 pg.42

290 pg.42

934 pg.42

924 pg.42

295 pg.42

297  pg.42

298 pg.42

9334VGL pg.42

294E pg.43

296E pg.43

258 pg.43

259 pg.43

299E pg.43

1700 pg.43

291A pg.43

291B pg.43

291C pg.43

292 pg.43

293 pg.43

clips

401 pg.46

402 pg.46

403 ST. STEEL pg.46

405 pg.47

406 pg.47

407 pg.47

408 pg.47

414 pg.48

415 pg.48

416 pg.48

461 pg.48

463 pg.49

464 pg.49

471 pg.49

472 pg.49

474 pg.50

1620.414045.14 pg.50

412 pg.50

413 pg.50

410 Z. ALLOY pg.51

411 Z. ALLOY pg.51

410 ST.STEEL pg.51

411 ST.STEEL pg.51

850 AL. pg.52

850 ST.STEEL pg.52

support & spacers

801	809	802	803	806	821	810	811	812	804
pg.54	pg.54	pg.54	pg.54	pg.54	pg.54	pg.54	pg.54	pg.54	pg.55

890	816	817	818	818LP.08	819	819LP.08	826	827	828
pg.55	pg.55	pg.55	pg.55	pg.55	pg.55	pg.55	pg.56	pg.56	pg.56

831	832	880	881	1656	310-08/32	882	883	884.40/50	885.45
pg.56	pg.56	pg.56	pg.56	pg.56	pg.56	pg.57	pg.57	pg.57	pg.57



handles

601	602	605	606	624	609	610	619	604.40	604.50
pg.60	pg.60	pg.60	pg.60	pg.60	pg.60	pg.60	pg.60	pg.60	pg.60

604.75	627.38	623.30	628.30	622.30	629.32	629.50	612.40	612.50	613.40
pg.60	pg.61	pg.61	pg.61	pg.61	pg.61	pg.61	pg.61	pg.61	pg.61

614.25	615.22
pg.61	pg.61

handles

640 — pg.62
640.18 — pg.62
631 — pg.62
644 — pg.62
646 — pg.62
644.2545.13 — pg.62
651.45/28.13 — pg.63
651.45/25.13 — pg.63
643.2550.13 — pg.63
642 — pg.63
643 — pg.63

proofing

752 — pg.65
751 — pg.65
703 — pg.65
701 — pg.65
1400/1440 — pg.65
1401 — pg.65
1403 — pg.65
1404/1402 — pg.65
1413/1423 — pg.65
1408 — pg.65
1409 — pg.65
1405/1445 — pg.65
1412/1443 — pg.66
1415/1441 — pg.66
1421 — pg.66
1422 — pg.66
1422 — pg.66
1435 — pg.66
1442/1438/1436 — pg.66
1444.2010.10 — pg.66
1446.10.30 — pg.66
1406.10.30 — pg.66

bracket- pivot

1003	1004	1005 1006	1007	FRP75-17	FN200-17	PR100-17	PR200-17	1130	1130.HD
pg.68	pg.68	pg.68	pg.68	pg.68	pg.68	pg.68	pg.68	pg.69	pg.69

1120	1230	1230.HD	1220
pg.69	pg.69	pg.69	pg.69

cylinders

2200	2201	2202	2203	2204	2209.19
pg.70	pg.70	pg.70	pg.70	pg.70	pg.70

shower supports

1709	1713.S	1714.S	1711	1710	1713.B	1714.B	1712	1715
pg.72	pg.72	pg.72	pg.72	pg.72	pg.72	pg.72	pg.72	pg.72

197	198	199	1692 S.STEEL	1692 AL.	ANGF1001.13	341.160.13
pg.73	pg.73	pg.73	pg.73	pg.73	pg.74	pg.74

floor springs

NS100H.13 | 2000 | 2022 | 2020 | 2028 | 2071.13

pg.76 | pg.76 | pg.76 | pg.76 | pg.76 | pg.76

various

1300 | 1302 | 1505 | 1627 | 1729 | 1733 | 1738 | DECO

pg.78 | pg.78 | pg.78 | pg.78 | pg.78 | pg.78 | pg.78 | pg.78

hinges

pg. 14-24

101

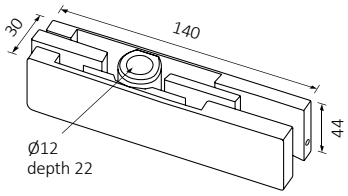

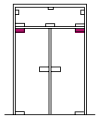

max dimensions
1,10m x 2,20m

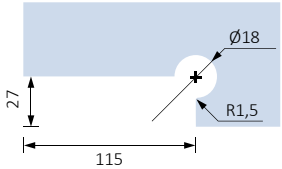

Upper hinge

10mm 339 gr
Cover finishing .01 .02 .07 .08 .13 .14 .21 .25

102

102C SPINDLE FOR CODE **2028**
[SPEEDY M68 FLOOR SPRING]

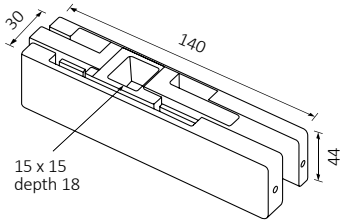

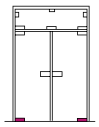

max dimensions
1,10m x 2,20m

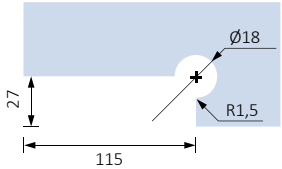

Lower hinge

10mm 328 gr
Cover finishing .01 .02 .07 .08 .13 .14 .21 .25

102G.01

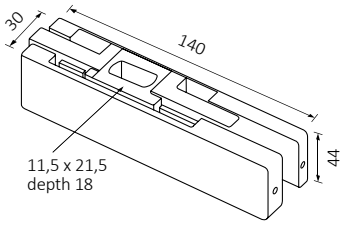

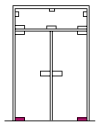

max dimensions
1,10m x 2,20m

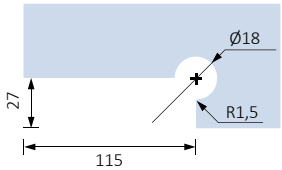

Lower hinge for flat cone spindle

10mm 328 gr
Cover finishing .01 .02 .07 .08 .13 .14 .21 .25

103

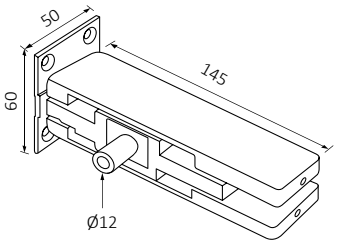

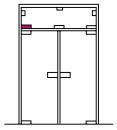

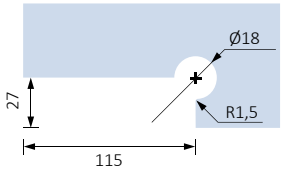

Wall Glass Support with pivot

10mm, 353 gr
Cover finishing .01 .02 .07 .08 .13 .14 .21 .25

141

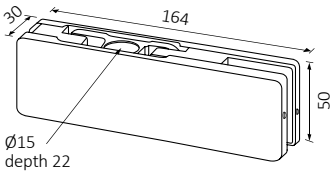

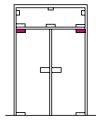

max dimensions
1,10m x 2,50m

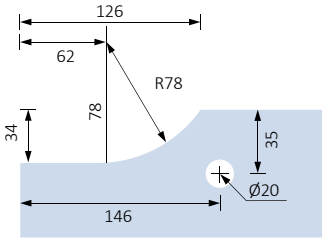

Upper hinge

10- 12mm 558 gr | Cover finishing .13 .14

142

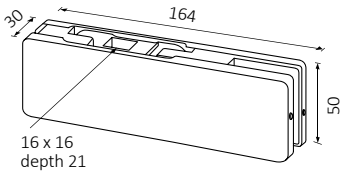

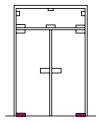

max dimensions
1,10m x 2,50m

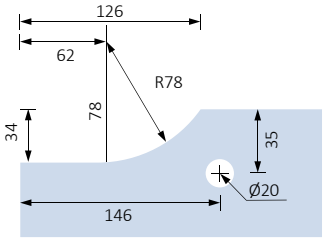

Lower hinge

10-12mm 618 gr | Cover finishing .13 .14

117

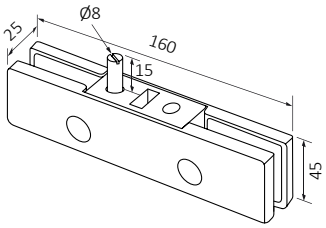

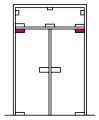

max dimensions
1,10m x 2,20m

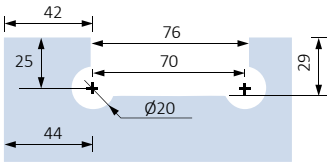

Upper hinge S.G.

10mm 672 gr | Finishing .19

118



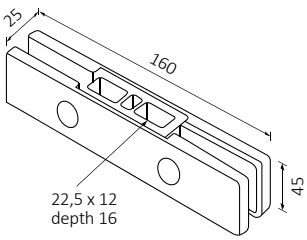

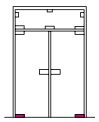

max dimensions
1,m x 2,20m

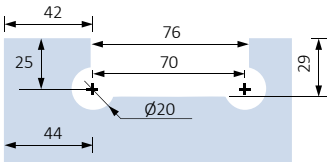

Lower hinge S.G.

10mm 613 gr | Finishing .19

Dimensions mm

104 [RIGHT]
114 [LEFT]

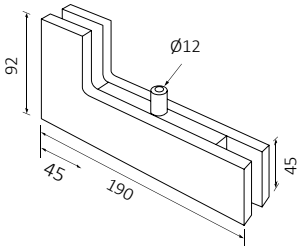

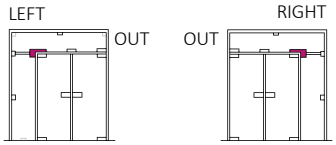

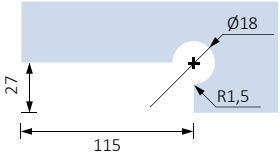

Angle Pivot Support Left/Right

10/20mm* 709 gr | Finishing .13 .14

SUITABLE FOR HINGE **101**

* For 20mm Glass, upon request

134 [RIGHT]
144 [LEFT]

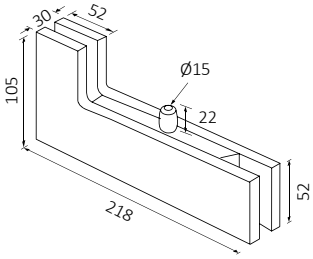

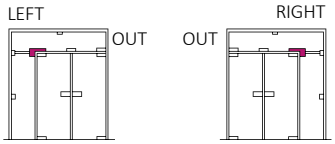

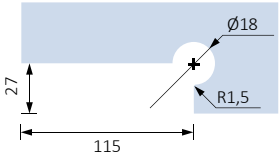

Angle Pivot Support Left/ Right

10mm 2188 gr | Finishing .13 .14

SUITABLE FOR HINGE **141**

top pivot for hinges

105 [ALUMINUM]

SUITABLE FOR HINGE **101**

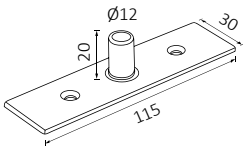

Rectangular top pivot

41 gr | Finishing .01 .02 .07 .08 .21 .25

105G [STAINLESS STEEL]

SUITABLE FOR HINGE **141**

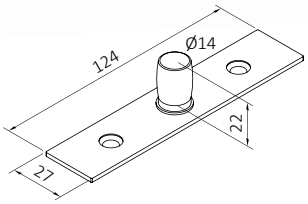

Rectangular top pivot

77 gr | Finishing .13 .14

105L [STAINLESS STEEL]

SUITABLE FOR SWING DOOR RAILS

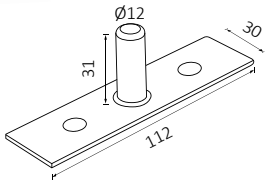

Rectangular top pivot LONG

88 gr | Finishing .13 .14

154

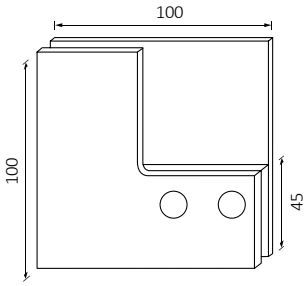

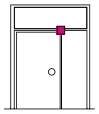

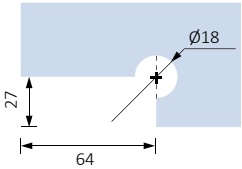

Angle Pivot Mini with Stop

10- 12mm 520 gr | Finishing .01 .02 .21 .25

155

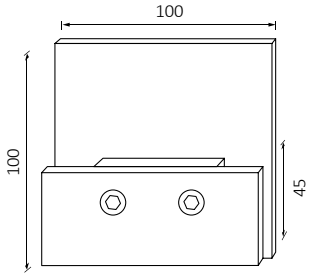

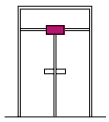

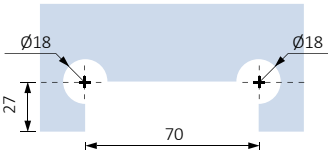

Double Swing Door Stopper

10-12mm, 450 gr | Finishing .01 .02 .21 .25

covers for hinges

2100

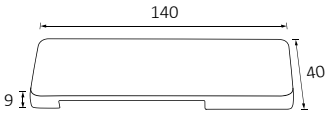

Hinge Cover [for 101- 102- 103]

20-60 gr | Finishing .01 .02 .07 .08 .13 .14 .21 .25

2105

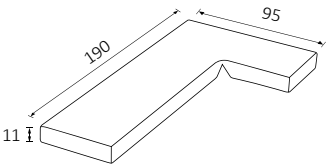

Angle Cover [for 104]

128 gr | Finishing .07 .08 .13 .14 .21 .25

floor busing

PR200-24

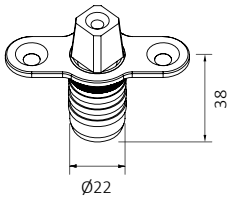

Floor Busing, Stainless Steel

152 gr

Dimensions mm

122

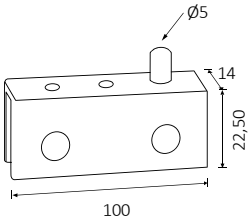

Hinge for 4-6 mm glass

4-6mm 40 gr | Finishing .09 .10 .11

183

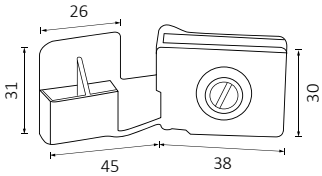

Additional hinge for 4-6 mm glass

4-6mm 70 gr | Finishing .09 .11

123

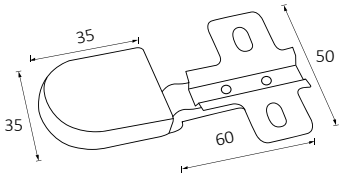

123E
Full overlay mounting

123G
Half overlay mounting

123M
Inset mounting

Glass hinge

4-6mm 60 gr | Finishing .09 .10 .11

181 [BRASS]

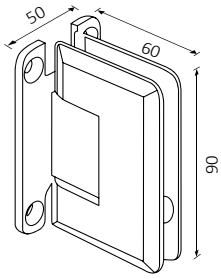

max dimensions
0,80m x 2,20m
max weight
44kg

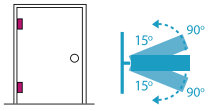

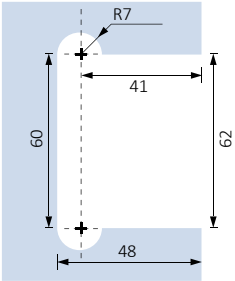

Hinge with Stop G-T

8-10mm, 473 gr | Finishing .09 .10 .11 .21 .29 .30

181 [ZINC ALLOY]

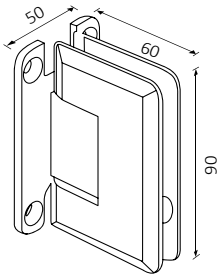

max dimensions
0,75m x 2,10m
max weight
40kg

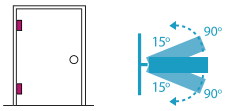

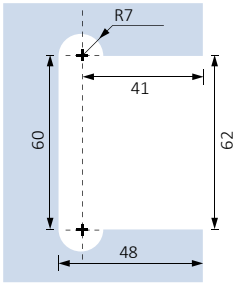

Hinge with Stop G-T

8-10mm, 473 gr | Finishing .15 .16

187

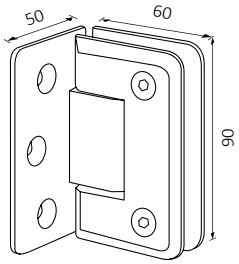

max dimensions
0,80m x 2,20m
max weight
44kg

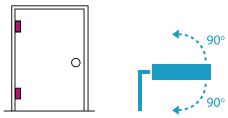

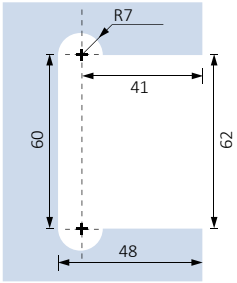

Hinge with Stop G-W [Side Plate]

8-10mm, 540 gr | Finishing .09 .10 .11 .21 .29 .30

182

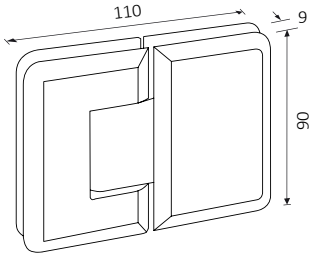

max dimensions
0,80m x 2,20m
max weight
44kg

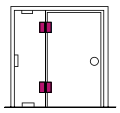

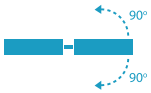

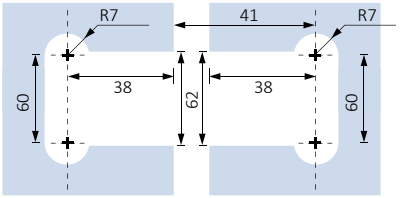

Hinge with Stop G-G

8-10mm, 773 gr | Finishing .09 .10 .11 .21 .29 .30

182 [ZINC ALLOY]

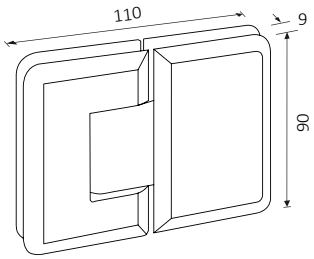

max dimensions
0,75m x 2,10m
max weight
40kg

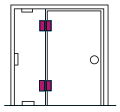

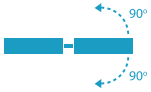

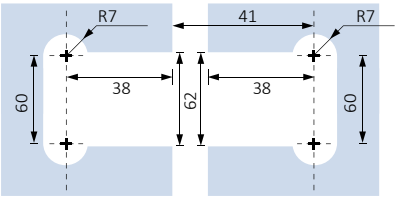

Hinge with Stop G-G

8-10mm, 773 gr | Finishing .15 .16

184

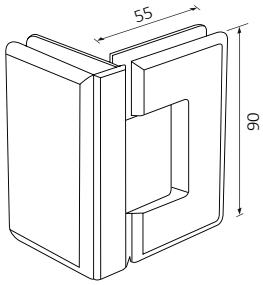

max dimensions
0,80m x 2,20m
max weight
44kg

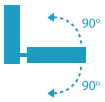

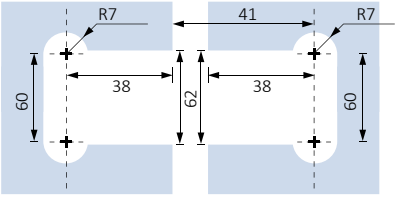

Hinge with Stop 90⁰ G-G

8-10mm, 823 gr | Finishing .09 .21 .29 .30

Dimensions mm

185

FIXED GLASS
SIDE EDGE 45⁰

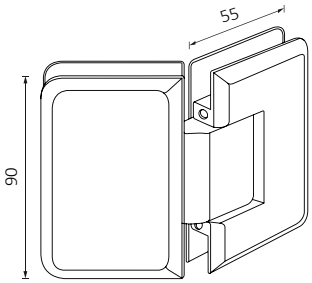

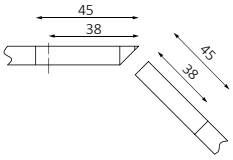

max dimensions
0,80m x 2,20m
max weight
44kg

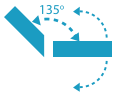

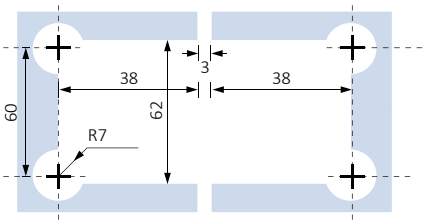

Hinge with Stop 135⁰ G-G

8-10mm, 768 gr | Finishing .09 .21 .29 .30

189

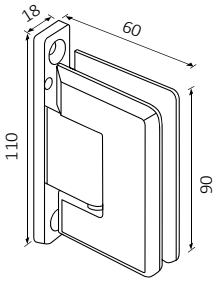

189.15
max dimensions 0,75m x 2,10m
max weight 40kg

189.29
max dimensions 0,80m x 2,10m
max weight 42kg

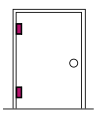

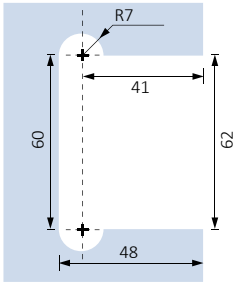

Hinge with Stop G-W

8-10mm 458 gr | Finishing .15 .21 .29

190

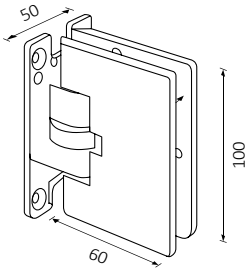

max dimensions
0,90m x 2,20m
max weight
50kg

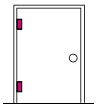

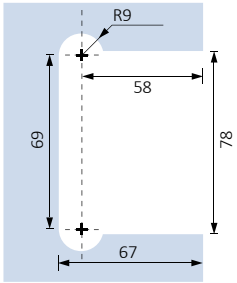

Hinge with Return G-W

8-10mm, AL. 490 gr | Finishing .01 .02 .09 .10 .21 .25

192

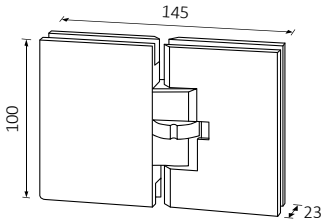

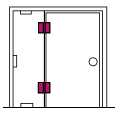

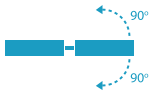

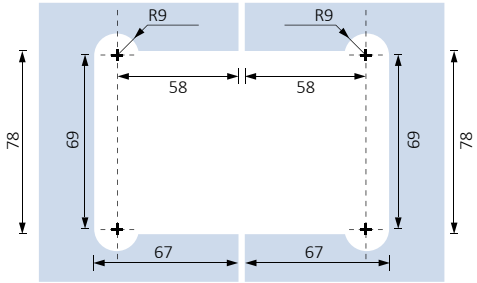

Hinge with Return G-G

8-10mm, 801 gr | Finishing .01 .02 .21 .25

175

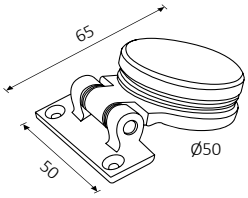

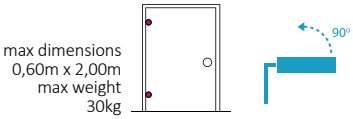

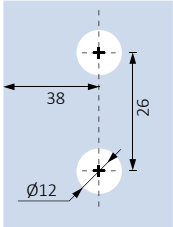

Bathroom Hinge G-W

6-8mm 97 gr | Finishing .15 .17

175.15LP

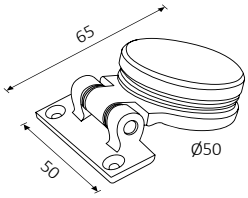

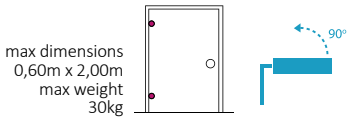

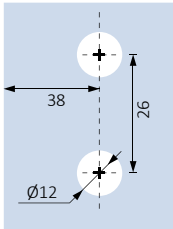

Bathroom Hinge G-W

6-8mm 210 gr | Finishing .15

176

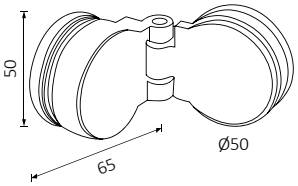

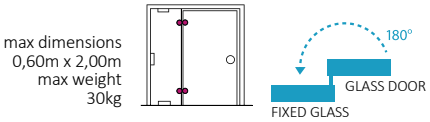

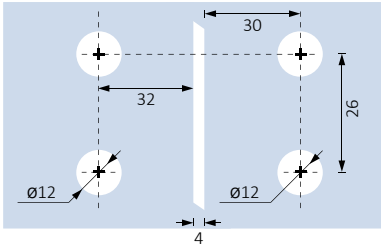

Bathroom Hinge G-G

6-8mm 209 gr | Finishing .15 .17

177.15LP

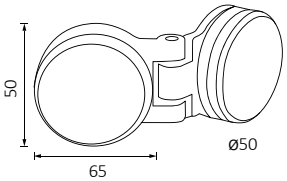

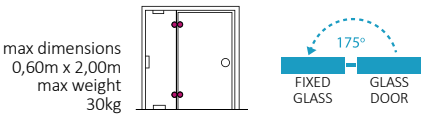

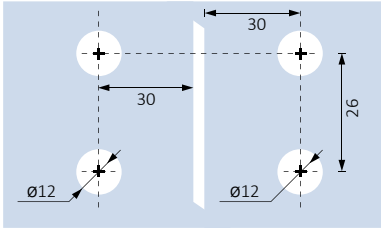

Bathroom Hinge G-G

6-8mm 304 gr | Finishing .15

Dimensions mm

170

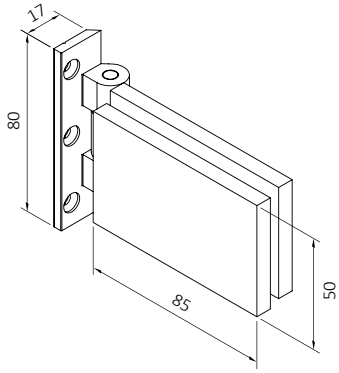

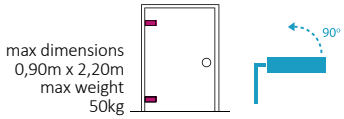

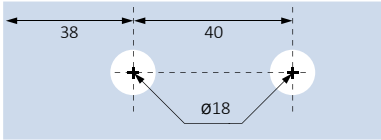

Hinge Glarit G-W

Tempered 10-12mm [8mm upon request]
239 gr | Finishing .01 .02 .03 .15 .16 .21 .25

170.BB

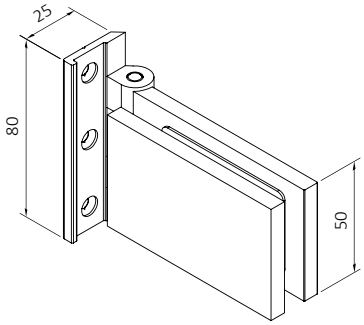

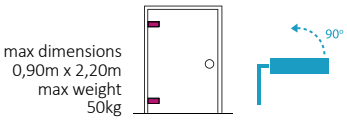

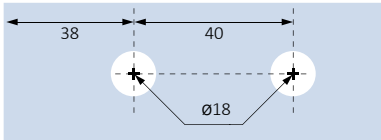

Hinge Glarit G-W Big Base

Tempered 10-12mm [8mm upon request]
245 gr | Finishing .01 .21 .25

170.30.BB

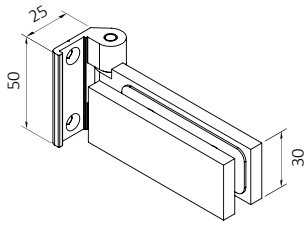

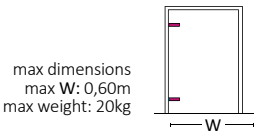

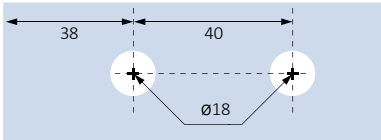

Hinge Glarit 30 mm G-W

Tempered 8-10mm 160 gr | Finishing .01 .21 .25

170V.BB

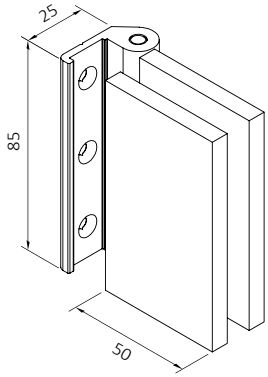

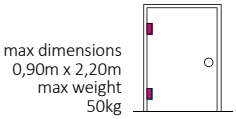

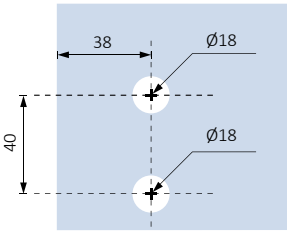

Vertical Hinge Glarit G-W Big Base

Tempered 10-12mm [8mm upon request]
265 gr | Finishing .01 .21 .25

171

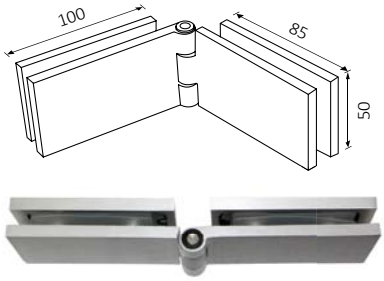

max dimensions
0,80m x 2,00m
max weight
44kg

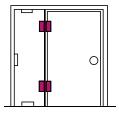

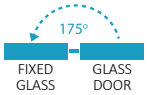

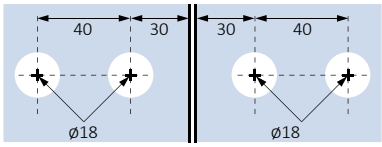

Hinge Glarit G-G

Tempered 10-12mm [8mm upon request]
420 gr | Finishing .01 .02 .03 .15 .16 .21 .25

171.S



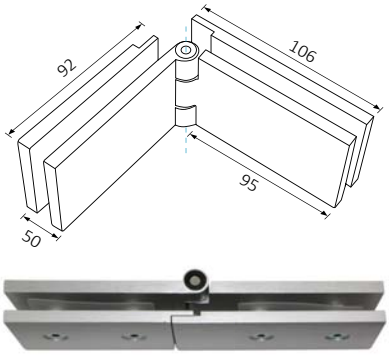

max dimensions
0,80m x 2,00m
max weight
44kg

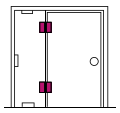

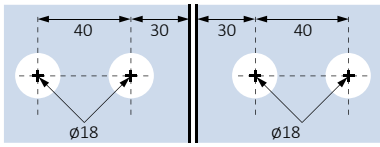

Hinge Glarit G-G with STOP

Tempered 10-12mm [8mm upon request]
383 gr | Finishing .01 .02 .21 .25

179

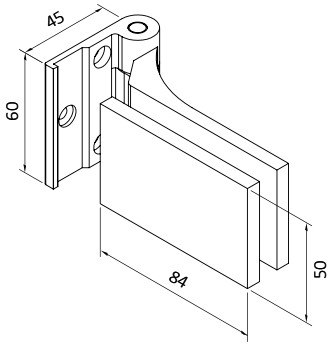

max dimensions
1,00m x 2,20m
max weight
55kg*

* The specification applies to the use of the product in INAL's Case

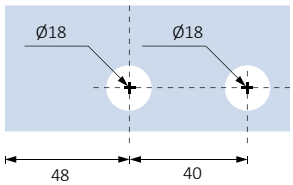

Hinge Glarit
LINE DESIGN

Tempered 10-12mm
304 gr | Finishing .01 .02 .21 .25

Suitable for INAL door case series profile
Elegance

173

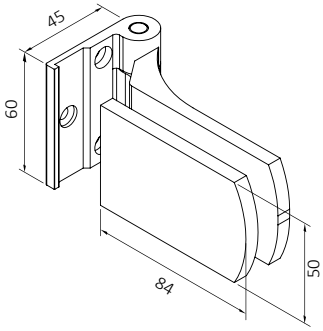

max dimensions
1,00m x 2,20m
max weight
55kg*

* The specification applies to the use of the product in INAL's Case

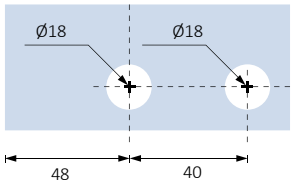

Hinge Glarit
CURVED DESIGN

Tempered 10-12mm
301 gr | Finishing .01 .02 .21 .25

Suitable for INAL door case series profile
Elegance

Dimensions mm

173V

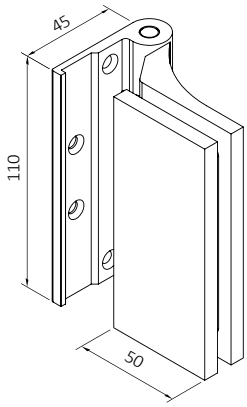

max dimensions
1,00m x 2,50m
max weight
65kg

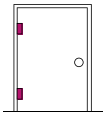

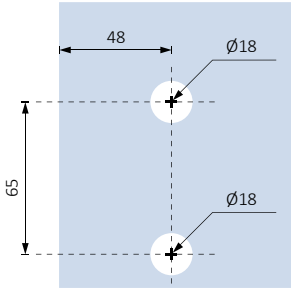

Vertical hinge Glarit G-W

Tempered 10-12mm 490 gr | Finishing .01 .21 .25

* The specification applies to the use of the product in INAL's Case

W100

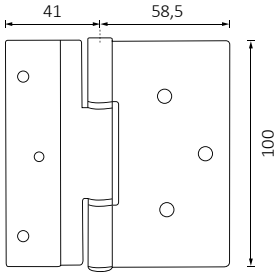

Hinge for Wooden Door

108 gr | Finishing .01 .02 .21 .25

Suitable for INAL door case profile
Elegance K100

152 HD

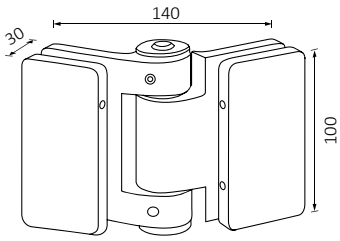

max dimensions
1,00m x 2,50m
max weight
125kg

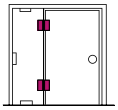

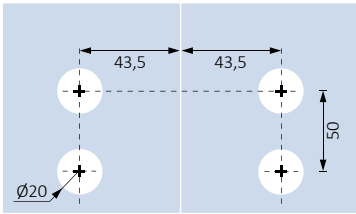

Heavy Duty Glass to Glass Hinge G-G

10-16mm, 1083 gr | Finishing .01 .02 .21 .25

152.SQ

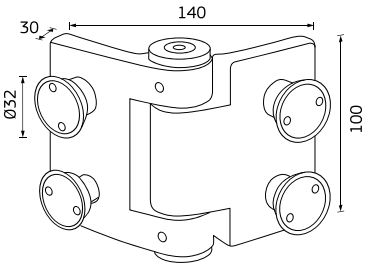

max dimensions
1,00m x 2,50m
max weight
125kg

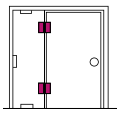

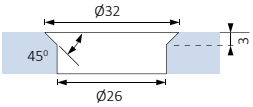

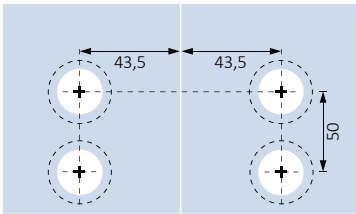

Dimensions mm

Squash Hinge G-G

10-16mm, 797 gr | Finishing .01 .02 .21 .25

locks

pg. 26-36

201 [ALUMINUM]

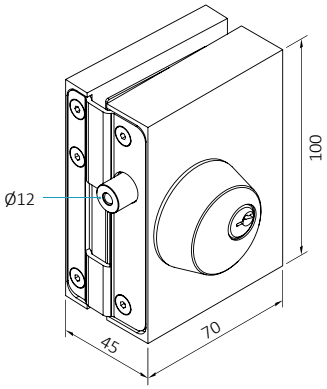

Additional Lock [Double Locking]

10-20mm 864 gr | Finishing .01 .02 .21

CODES 201 - 202

Type of Lock	Glass Thickness		
	10 -12 mm	14 -16 mm	18 -20 mm
Additional Lock	201	201.15	201.20
Female	202	202.15	202.20
Set Additional Lock with Female	200	200.15	200.20

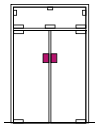

GLASS CUTTING NOT REQUIRED

AVAILABLE WITH
- 2201 SECURITY CYLINDER
- 2209 CYLINDER WITH KNOB

202 [ALUMINUM]

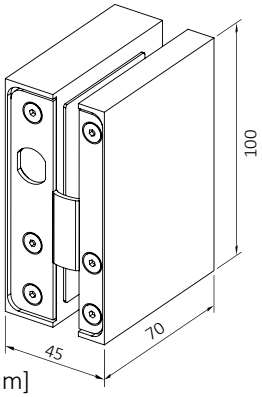

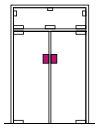

GLASS CUTTING NOT REQUIRED

Additional Lock Female [for lock 201 aluminum]

10-20mm 677 gr | Finishing .01 .02 .21

201 [STAINLESS STEEL]

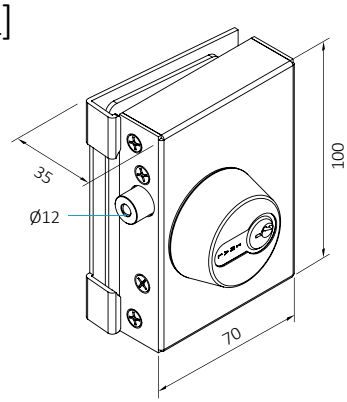

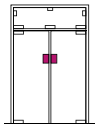

GLASS CUTTING NOT REQUIRED

Additional Lock [Double Locking]

10-20mm 652 gr | Cover finishing .13 .14

AVAILABLE WITH
- 2201 SECURITY CYLINDER
- 2209 CYLINDER WITH KNOB

202 [STAINLESS STEEL]

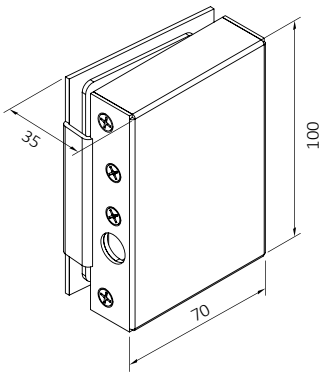

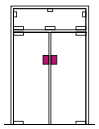

GLASS CUTTING NOT REQUIRED

Additional Lock Female [for lock 201 Stainless Steel]

10-20mm 361 gr | Finishing .13 .14

206

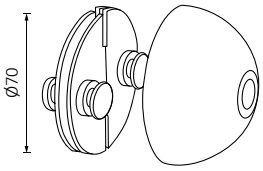

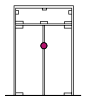

GLASS CUTTING NOT REQUIRED

Additional Lock Bull [**SECURITY CYLINDER**]

206 10mm 497 gr | Finishing .21 [RAL 9006]
206.15.21 15mm 497 gr | Finishing .21 [RAL 9006]

207

2207 CYLINDER WITH KNOB

AVAILABLE WITH **2201** SECURITY CYLINDER

CODE 207		
Type of Lock	Glass Thickness	
	15mm	20mm
Additional Double Lock	207.15	207.20

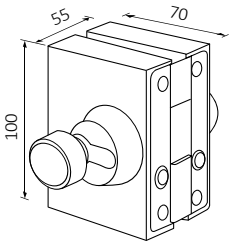

GLASS CUTTING NOT REQUIRED

Additional Double Lock

10mm 1298 gr | Finishing .01 .02 .21

208

CODE 208		
Type of Lock	Glass Thickness	
	15mm	20mm
Additional Double Lock Female	208.15	208.20

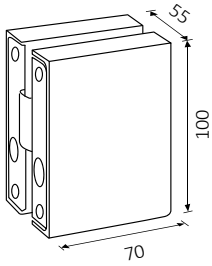

GLASS CUTTING NOT REQUIRED

Additional Double Lock Female [for lock 207]

10mm 845 gr | Finishing .01 .02 .21

210

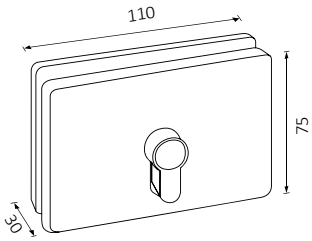

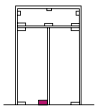

AVAILABLE WITH
- 2203 SECURITY CYLINDER
- 2204 CYLINDER WITH KNOB

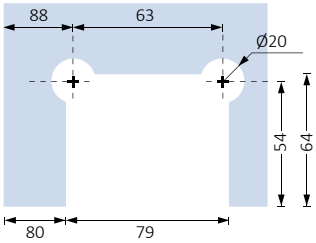

Dimensions mm

Floor Lock [Double Locking]

10mm* 689 gr | Cover finishing .01 .02 .07 .08 .13 .14 .21 .25
* Up to 12mm Glass, upon request

211

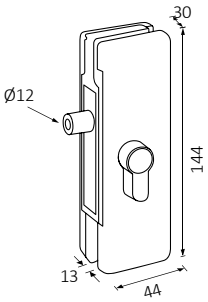

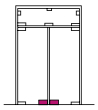

AVAILABLE WITH
- 2203 SECURITY CYLINDER
- 2204 CYLINDER WITH KNOB

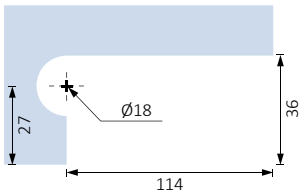

Side Lock

10mm* 623 gr | Cover finishing .01 .02 .07 .08 .13 .14 .21 .25

* Up to 12mm Glass, upon request

212

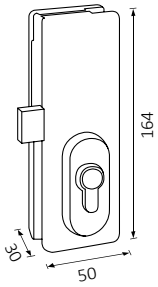

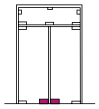

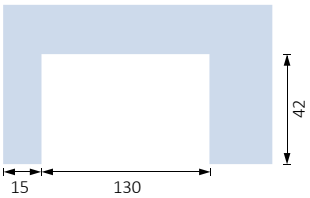

Side Lock

10-12mm 1163 gr | Cover finishing .13 .14

230

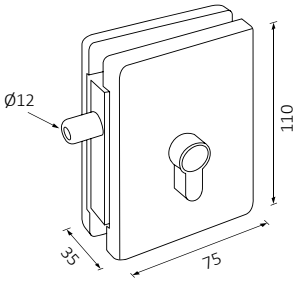

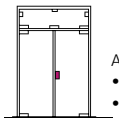

AVAILABLE WITH
- 2203 SECURITY CYLINDER
- 2204 CYLINDER WITH KNOB

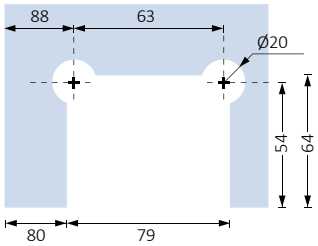

Front Side Lock [Double Locking]

10mm* 680 gr | Cover finishing .01 .02 .07 .08 .13 .14 .21 .25

* Up to 12mm Glass, upon request

231

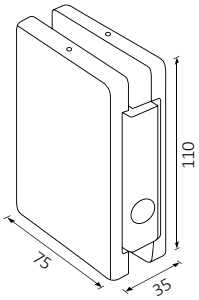

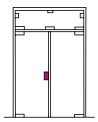

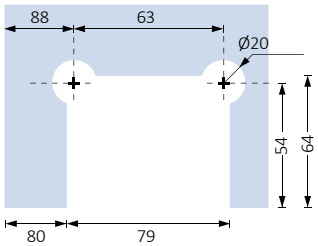

Front Side Lock Female [for side lock 230]

10mm* 356 gr | Cover finishing .01 .02 .07 .08 .13 .14 .21 .25

* Up to 12mm Glass, upon request

VL 155C "Chameleon"

NEW!!

Vertical Glass Lock VL 155mm

8- 12,5mm 1770 gr

Finishing

Body, Handle, Cylinder Cover: .01 .21 .33

Decorative Mask .01 .21 .13 .14 .33

LEFT

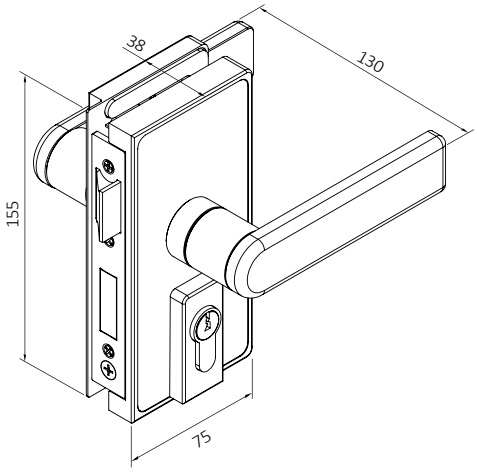

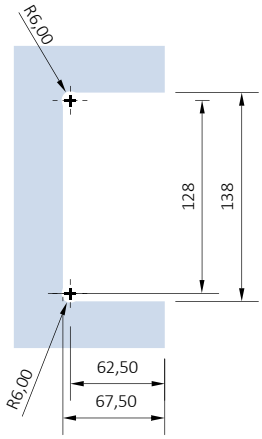

- Reversible direction Left & Right
- Double lock mechanism with 21mm dead bolt
- Handle alignment adjustment
- Various types of cylinders for multiple locking applications
- Various part finishing:
  - Lock body in natural or black anodized finishing
  - Decorative masks available in natural anodized, black anodized, satin & polish stainless steel

AVAILABLE TYPES & APPLICATIONS

- FOR DOOR CASE LEFT - RIGHT
- FOR GLASS TO GLASS
  - A/R
  - WITH STOPPER [ONE WAY]

247

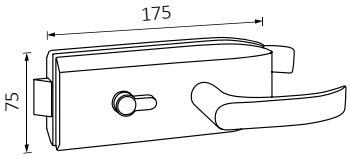

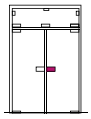

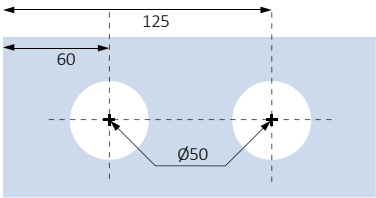

Front Lock with Handle

10mm 1763 gr | Finishing .15 .16

248

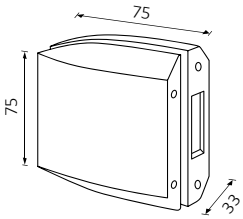

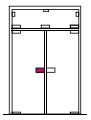

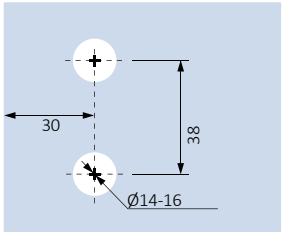

Female [for lock 247]

10mm 343 gr | Finishing .15 .16

Dimensions mm

247G

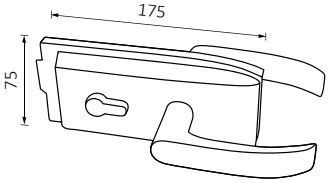

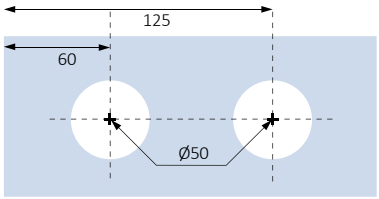

Mechanical Lock with Handle

10mm 1705 gr | Finishing .16

243G



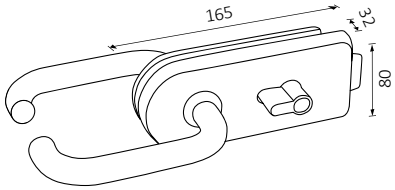

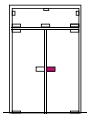

FIXING POINT

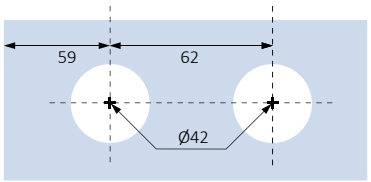

Front Lock with
Handle for G-G or Case

10-12mm 1457 gr | Cover finishing .13 .14

244

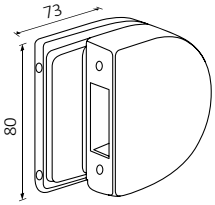

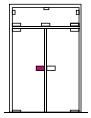

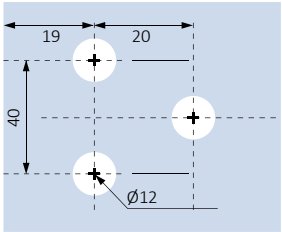

Female [for lock 243G]

10-12mm 203 gr | Cover finishing .13 .14

243

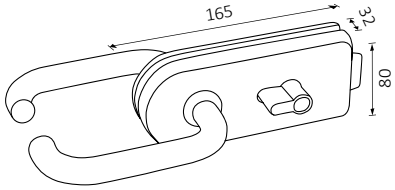

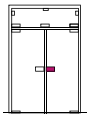

FIXING POINT

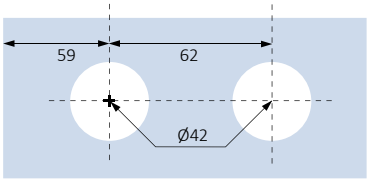

Front Lock with Handle

10-12mm 1457 gr | Cover finishing .13 .14

280WC

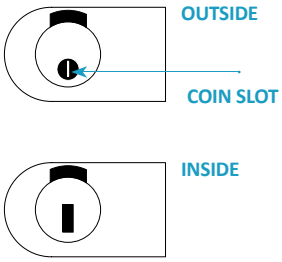

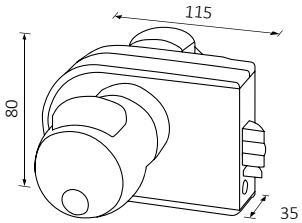

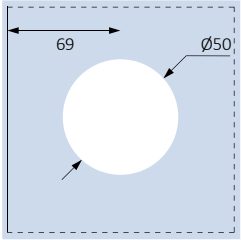

Glass Lock Meroni WC

10mm 762 gr | Finishing .07 .13 .21 RAL GREY COLOUR

280

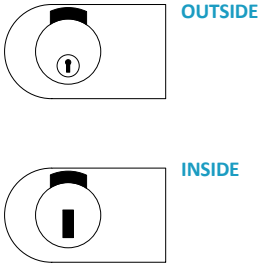

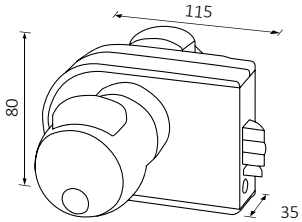

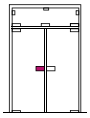

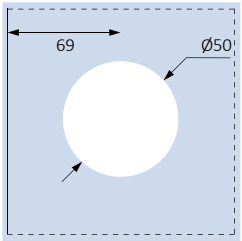

Glass Lock Meroni

10mm 762 gr | Finishing .07 .13 .21 RAL GREY COLOUR

281

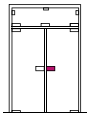

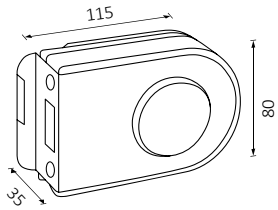

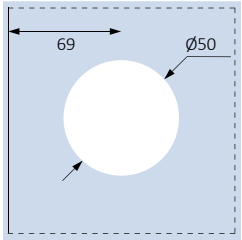

Glass Lock Meroni Female [for lock 280 & 280WC]

10mm 321 gr | Finishing .07 .13 .21 RAL GREY COLOUR

284

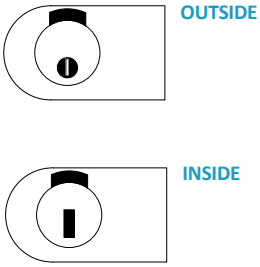

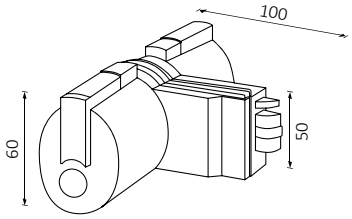

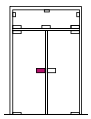

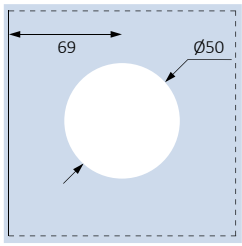

Glass Lock Meroni Forma

10mm 897 gr | Finishing .21 RAL GREY COLOUR

Dimensions mm

285

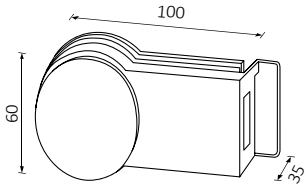

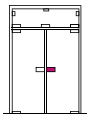

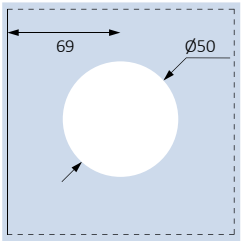

Glass Lock Meroni Female [for lock 284]

10mm 229 gr | Finishing .21 RAL GREY COLOUR

227

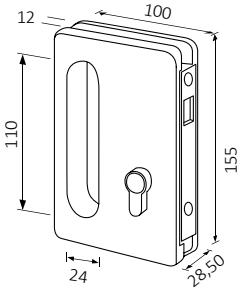

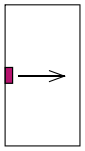

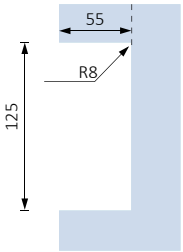

Lock for Sliding Door

10mm AL. 877 gr | Finishing .01 .03 .04 .25

228

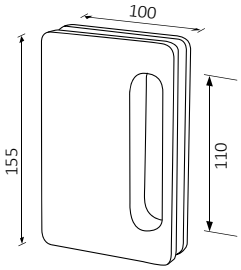

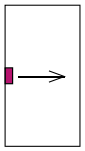

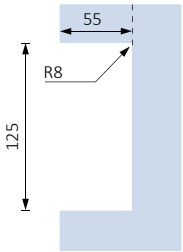

Lock Female for Sliding Door [for lock 227]

10mm AL. 877 gr | Finishing .01 .03 .04 .25

250

RIGHT

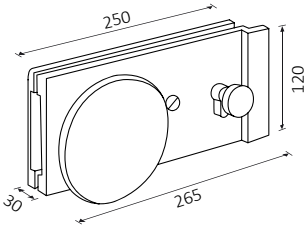

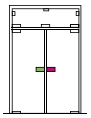

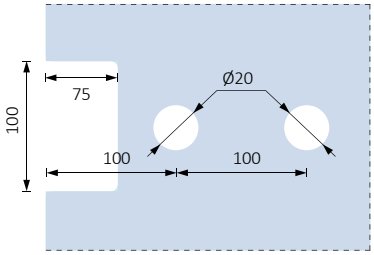

Electric Lock Left/Right

10mm 2300 gr | Finishing .01

252

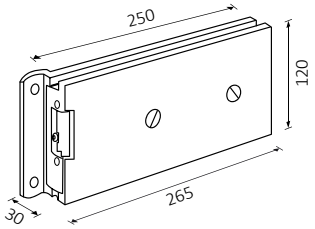

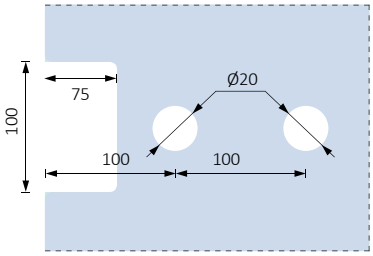

Electric Lock Female [for lock 250]

10mm 1600 gr | Finishing .01

GAUDI FIT IN

Electronic Lock
for Wooden Panel Doors

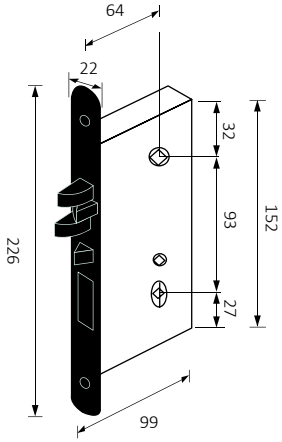

273

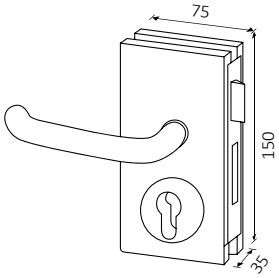

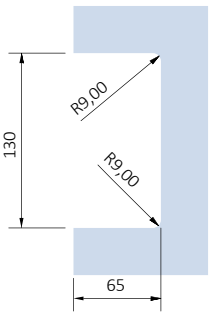

Electric Lock with Knob Left/Right

10mm 1393 gr | Cover finishing .13 .14

275

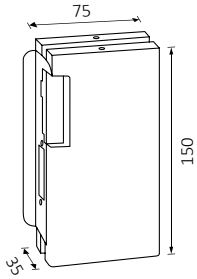

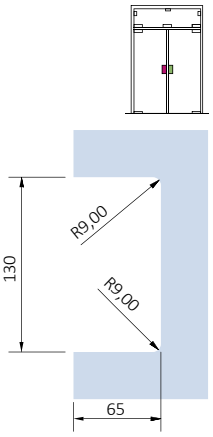

Female [for lock 273] Left/Right

10mm 957 gr | Cover finishing .13 .14

Dimensions mm

254

RIGHT

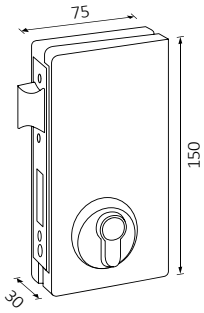

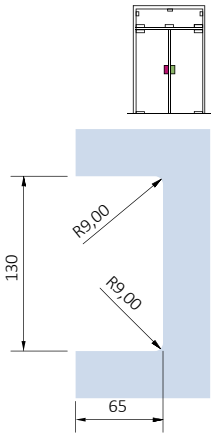

Electric Lock CSM Left/Right

10mm 1283 gr | Cover finishing .01

256

LEFT

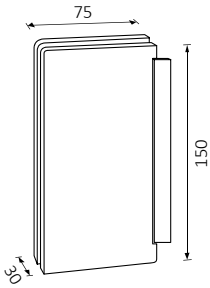

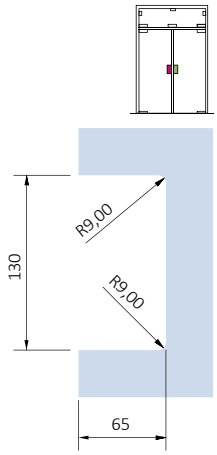

Electric Lock CSM Female [for lock 254] Left/Right

10mm 749 gr | Cover finishing .01

270

RIGHT

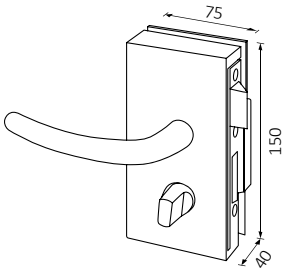

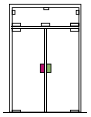

GLASS CUTTING NOT REQUIRED

Additional Electric Lock Left/Right

10mm 1282 gr | Cover finishing .09

272

LEFT

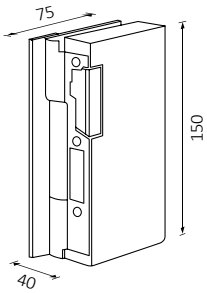

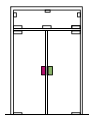

GLASS CUTTING NOT REQUIRED

Additional Electric Lock Female [for lock 270] Left/Right

10mm 891 gr | Cover finishing .09

lock casing & floor plates

109

Lock Floor Plate

Finishing .01 .13 .14

111

Lock Casing Ø8

17 gr | Finishing .13

113

Lock Casing Ø12 Double Lock

22 gr | Finishing .13

covers for locks

2101

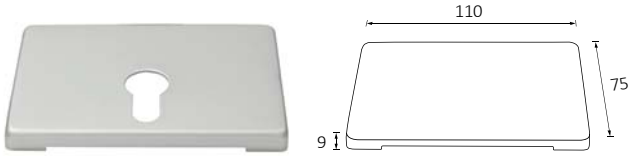

Cover [for lock 210]

24-63 gr | Finishing .01 .02 .07 .08 .13 .14 .21 .25

2102

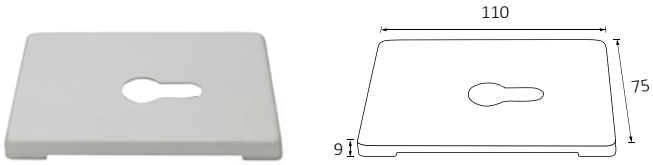

Front Side Cover [for lock 230]

25-59 gr | Finishing .01 .02 .07 .08 .13 .14 .21 .25

2103

Cover for Supports [for 401-402]

23 gr | Finishing .07 .08 .13 .14 .21 .25

2106

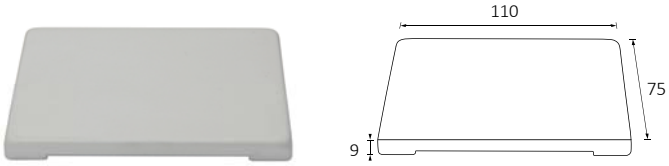

Cover for Front Side Female [for 231]

27-61 gr | Finishing .01 .02 .07 .08 .13 .14 .21 .25

Dimensions mm

261

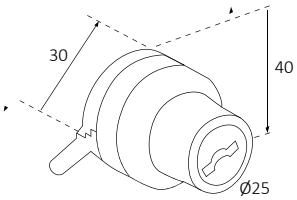

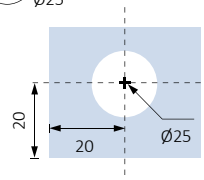

Lock for 5mm Glass

5mm 103 gr | Finishing .09 .11

262

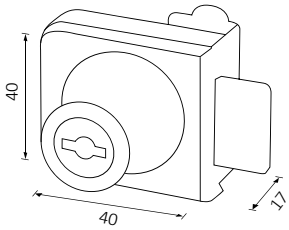

Additional Single Glass Lock 5mm

5mm 97 gr | Finishing .09 .11

263

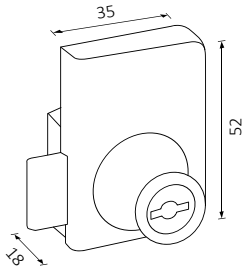

Additional Double Glass Lock 5mm

5mm 116 gr | Finishing .09

264



1300.3521

1300.3523

1300.3522

Lock for Sliding Door 5mm with profile [CODE 1300, page 78]

5mm 90 gr | Finishing .09

265

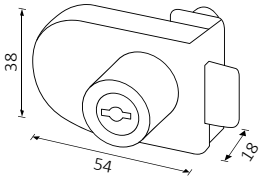

Additional Single Glass Lock 5mm

5mm 139 gr | Finishing .09

266

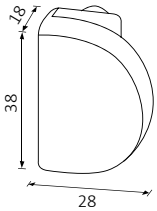

Additional Single Glass Lock 5mm

5mm 43 gr | Finishing .09

267

33 LOCKING POSITIONS

Lock for 5mm Glass Sliding Door

62 gr | Finishing .09

268



16 LOCKING POSITIONS

Lock for 5mm Glass Sliding Door

78 gr | Finishing .09

Dimensions mm

bolts

pg. 36-40

900

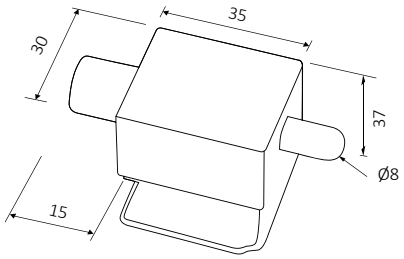

GLASS CUTTING NOT REQUIRED

Additional Bolt Male

10mm 193 gr | Finishing .13 .14

901

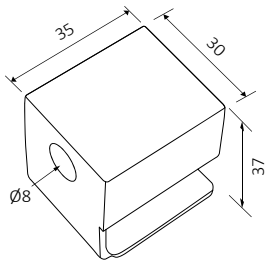

GLASS CUTTING NOT REQUIRED

Additional Bolt Female [for bolt 900]

10mm 175 gr | Finishing .01 .21 .25

910

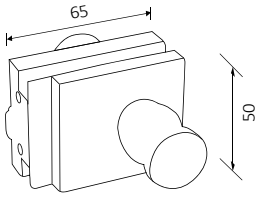

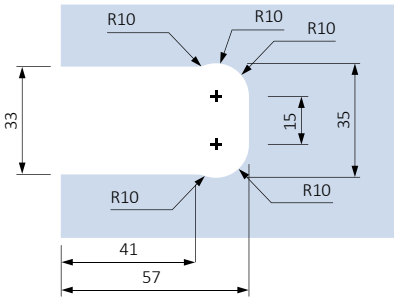

Door catcher with knob

10mm 297 gr | Finishing .01 .21 .25

Suitable for INAL door case series profiles
Elegance, Flexi, Simply

910C

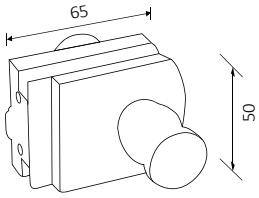

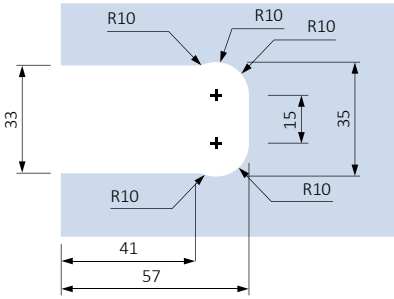

Door catcher curved design with knob

10mm 297 gr | Finishing .01 .21 .25

Suitable for INAL door case series profiles
Elegance, Flexi, Simply

903G



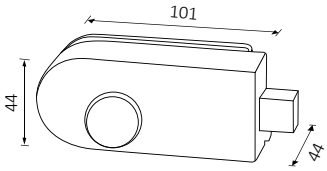

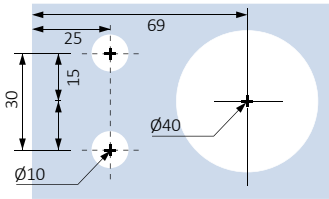

Bathroom Bolt Male with indication

10mm 428 gr | Cover finishing .13 .14

Suitable for INAL door case series profiles
Elegance, Flexi

903

WITH INDICATION

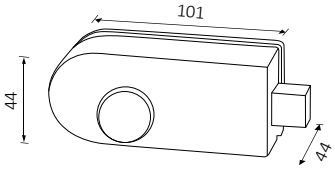

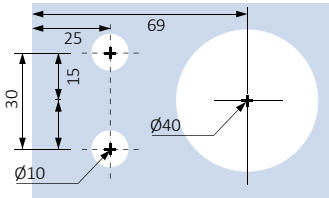

Bolt Male with indication [for WC]

10mm 428 gr | Cover finishing .13 .14

904

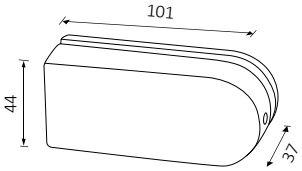

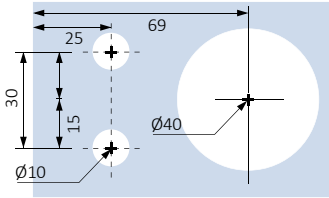

Bolt Female [for bolt 903]

8-10mm 302 gr | Cover finishing .13 .14

908

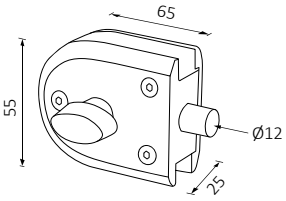

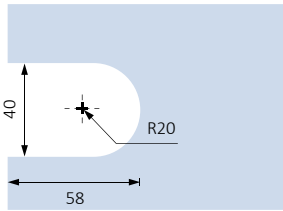

Bolt Male

10mm 319 gr | Finishing .15 .16

Dimensions mm

909

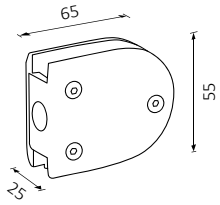

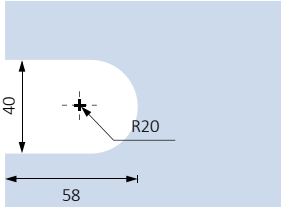

Bolt Female [for bolt 908]

10mm 248 gr | Finishing .15 .16

911

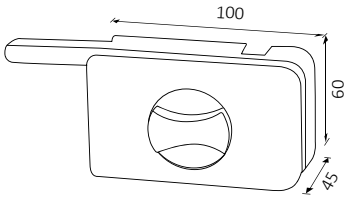

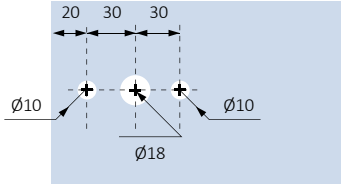

Heavy Duty Bolt Male

10-16mm 525 gr | Finishing .01 .21 .25

912

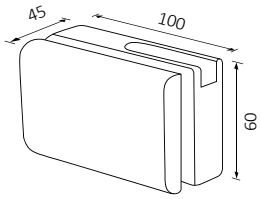

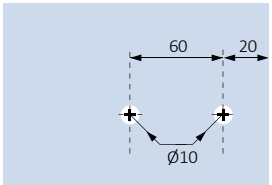

Heavy Duty Female [for bolt 911]

10-16mm 535 gr | Finishing .01 .21 .25

911.SQ

COMBINED WITH HINGE 152

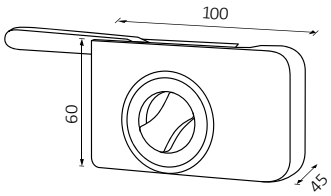

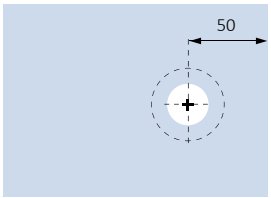

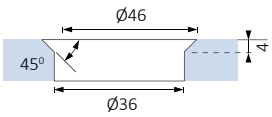

Dimensions mm

Squash Bolt Male

10-16mm 525 gr | Finishing .01 .21 .25

electric locks

pg. 42-43

1581



Plate [for strike 290] R/L

53 gr

290



Electric Strike 12V DC

281 gr

934



Electric Strike EFF-EFF Self Secure 12V DC for Glass

10mm 340 gr

924

Electric Strike Self Secure 12V DC for Glass

10mm 313 gr

295



Electromagnetic Lock 12V DC

1830 gr | Finishing .01 **280Kgr [Force]**

297



Additional Support clamp [for plate 295]

10-12mm 365 gr | Finishing .13 .14

298

Additional Electric Bolt AL/R [BOLT FAIL SAFE] 12V DC

10-20mm* 2108 gr

* Up to 20mm Glass

9334VGL

UPON REQUEST

Additional Electric Strike EFF-EFF 12V DC for Glass

10mm 1150 gr | Finishing .01

294E



Transformer 12V DC

198 gr
Suitable for all electric locks

296E

Receiver with Remote Control

124 gr
Suitable for all electric locks

258

Transformer 12V DC KIT

679 gr
Suitable for all electric locks, connection with card reader 299 E

259

Transformer 12V DC KIT with receiver & remote control

810 gr
Suitable for all electric locks, connection with card reader 299 E

299E

Proximity Card Reader 12V DC MAX 1000 Cards

104 gr

1700E

EXTRA REMOTE CONTROL

Remote Control

291A



Button [Internal Use]

164 gr
Suitable for all electric locks

291B

Button [Internal Use]

100 gr
Suitable for all electric locks

293



Card

EXTRA CARDS

291C

Button [Internal Use]

67 gr
Suitable for all electric locks

292

Button Key [External]

18 gr
Suitable for all electric locks

Dimensions mm

Noscavo Hydraulic Hinge Closer
page 76



clips

pg. 46-52

401

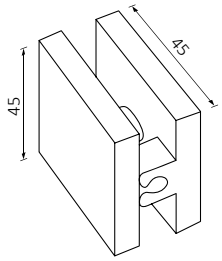

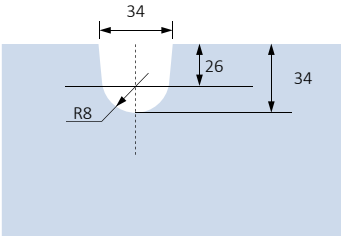

Wall to Glass Support

8-12mm 98 gr | Finishing .01 .02 .11 .13 .14 .21 .25

402

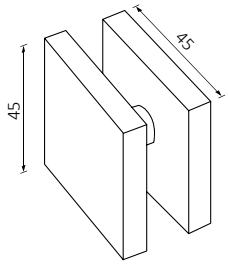

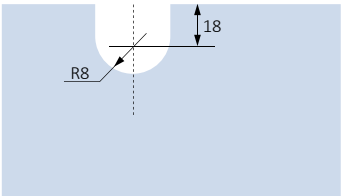

Glass to Glass Support

8-12mm 93 gr | Finishing .01 .02 .11 .13 .14 .21 .25

403 [STAINLESS STEEL]

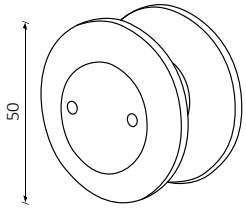

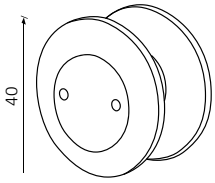

		Ø	
403.4010.13	10 mm	Ø40	80 gr
403.4010.14	10 mm	Ø40	80 gr
403.4012.13	12 mm	Ø40	83 gr
403.4012.14	12 mm	Ø40	83 gr
403.4015.13	15 mm	Ø40	85 gr
403.4015.14	15 mm	Ø40	85 gr
403.4020.13	20 mm	Ø40	90 gr
403.4020.14	20 mm	Ø40	90 gr
403.5010.13	10 mm	Ø50	120 gr
403.5010.14	10 mm	Ø50	120 gr
403.5012.13	12 mm	Ø50	123 gr
403.5012.14	12 mm	Ø50	123 gr
403.5015.13	15 mm	Ø50	125 gr
403.5015.14	15 mm	Ø50	125 gr
403.5020.13	20 mm	Ø50	130 gr
403.5020.14	20 mm	Ø50	130 gr

Round Glass to Glass Support Stainless Steel Ø40mm and Ø50mm

10-20mm | Finishing .13 .14

405



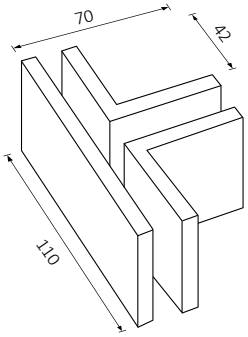

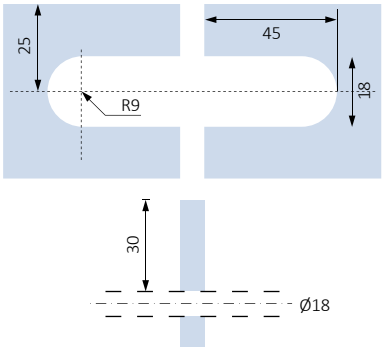

T-Shape Support

8-10mm 342 gr | Finishing .01 .02 .21 .25

406

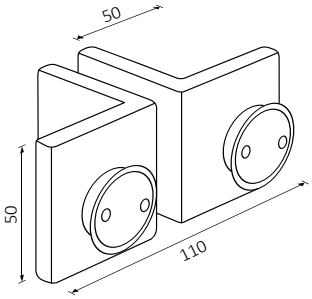

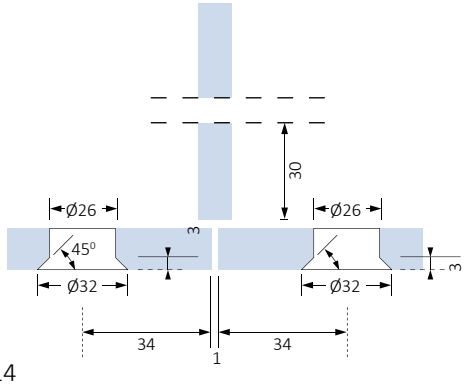

T-Shape Support [Squash]

8-16mm 273 gr | Finishing .01 .02 .21 .25 | Round Cup: Stainless steel Finishing .13 .14

407

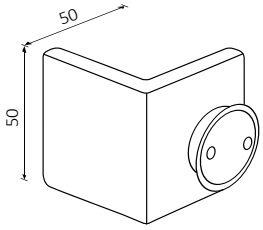

Angle Glass to Wall Support [Squash]

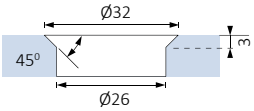

8-16mm 131 gr | Finishing .01 .02 .21 .25 | Round Cup: Stainless steel Finishing .13 .14

408

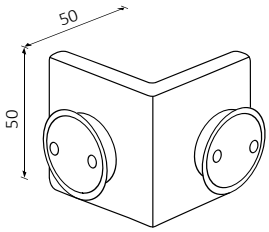

Angle Glass to Glass Support [Squash]

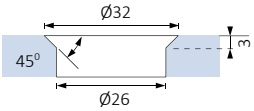

8-16mm 131 gr | Finishing .01 .02 .21 .25 | Round Cup: Stainless steel Finishing .13 .14

Dimensions mm

414

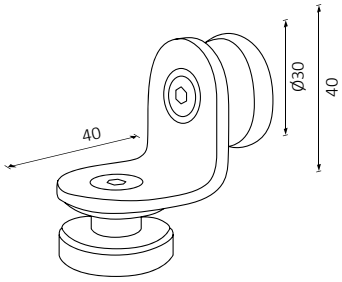

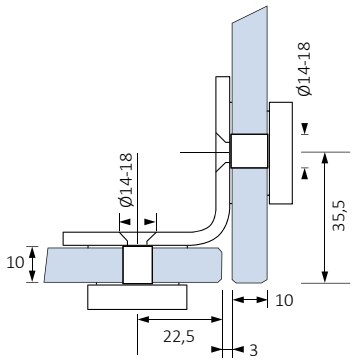

Round Angle 90⁰ Support Glass to Glass

8-12mm 150 gr | Finishing .09 .10

415

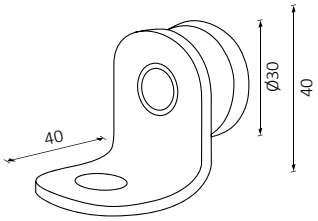

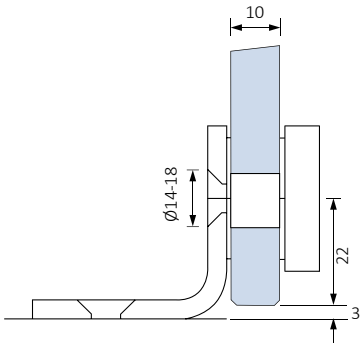

Round Angle 90⁰ Support Glass to Wall

8-12mm 102 gr | Finishing .09 .10

416

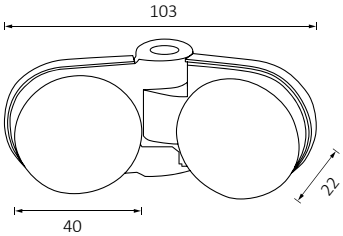

Adjustable Angle Support Glass to Glass

8-12mm 383 gr | Finishing .09 .10

ATTENTION

THE GLASS HOLES DEPEND ON THE DEGREE OF THE ANGLE

461

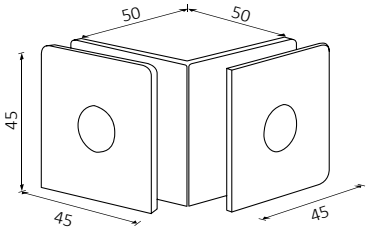

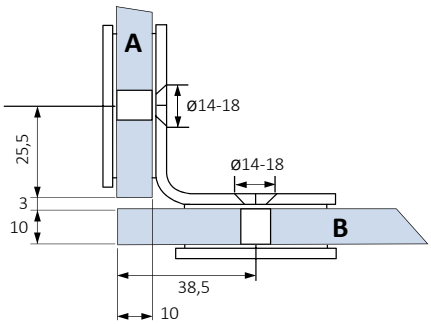

Angle Glass to Glass Support

8-12mm 259 gr | Finishing W.13 .14

463

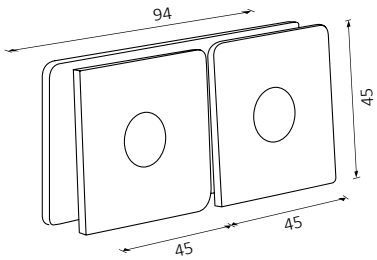

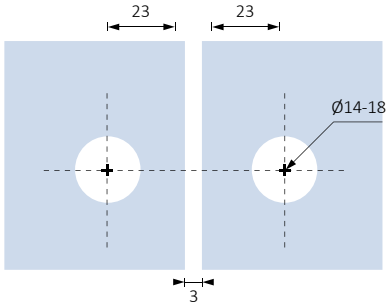

Double Support

8-12mm 259 gr | Finishing .13 .14

464

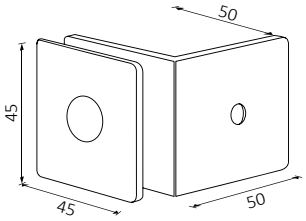

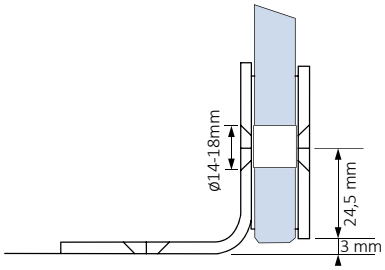

Angle Glass to Wall Support

8-12mm 193 gr | Finishing .13 .14

471

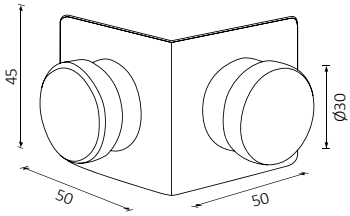

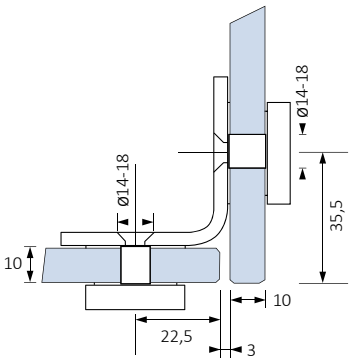

Angle Support [With Plugs] Glass to Glass

8-12mm 230 gr | Finishing .13 .14

472

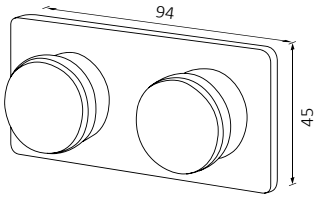

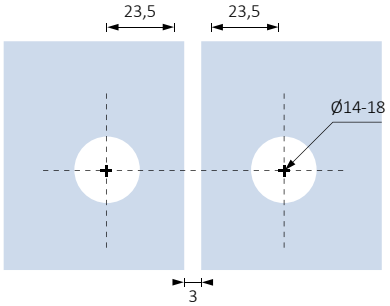

Duble Support [With Plugs]

8-12mm 197 gr | Finishing .13 .14

Dimensions mm

474

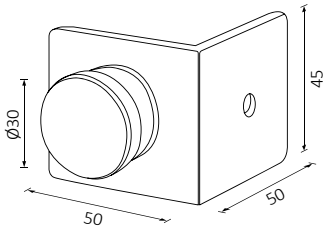

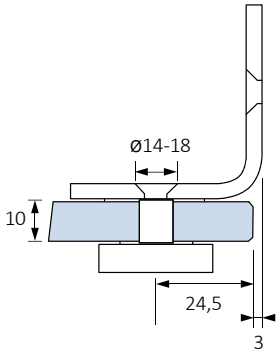

Angle Support [With Plugs] Glass to Wall

8-12mm 182 gr | Finishing .13 .14

1620.414045.14

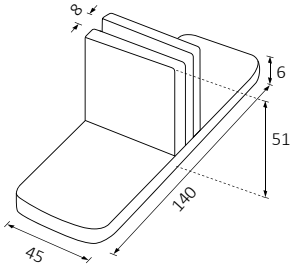

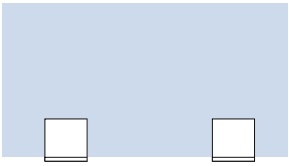

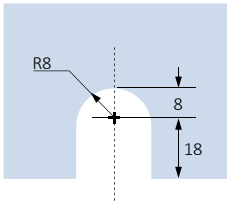

Fireplace Glass Clip base

6/10mm 541 gr | Finishing .14

412

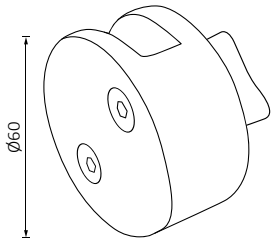

412

Round Clamp Stainless Steel, Ø60mm, for tube Ø42, 4mm

AISI 316 10mm 366 gr | Finishing .13 .14

10mm

413

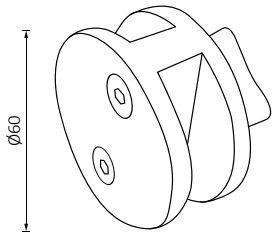

413

Round Clamp Stainless Steel, Ø60mm, for tube Ø42,4mm

AISI 316 10mm 398 gr | Finishing .13 .14

10mm

410 [ZINC ALLOY]

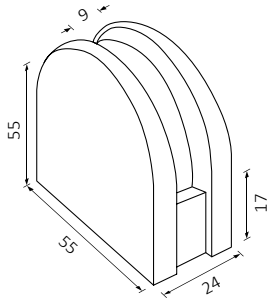

Glass- Wall

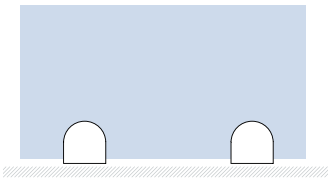

Zinc Alloy Clamp With Flat Base 55mm

8-10mm 170 gr | Finishing .15 .16

411 [ZINC ALLOY]

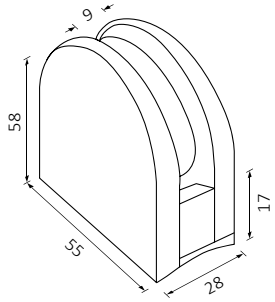

Glass- Tube

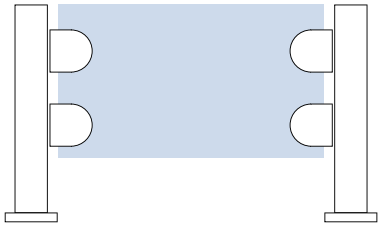

Zinc Alloy Clamp 55mm

8-10mm 179 gr | Finishing .15 .16

410 [STAINLESS STEEL]

Glass Stopper

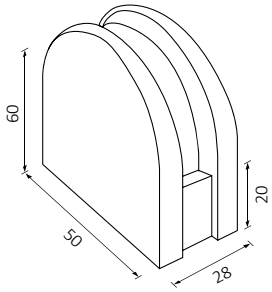

Glass- Wall

Clamp Large Stainless Steel 50mm

18-13mm 247 gr | Finishing .13 .14

411 [STAINLESS STEEL]

Glass Stopper

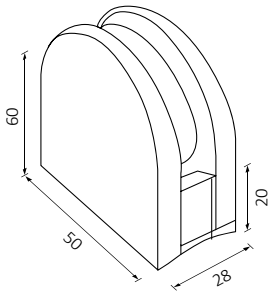

Glass- Tube

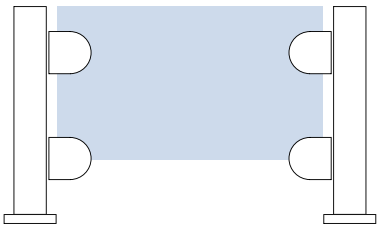

Clamp Large Curved Base 50mm Stainless Steel

18-13mm 238 gr | Finishing .13 .14

Dimensions mm

850 [ALUMINUM]

Dimensions mm

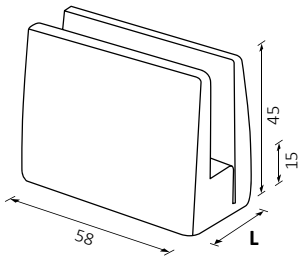

		L	
850.10	8- 10 mm	28 mm	125 gr
850.15	12- 16 mm	34 mm	137 gr
850.20	18- 20 mm	38 mm	147 gr

Wall-Self Glass Support I Finishing .01 .02 .21 .25

850 [STAINLESS STEEL]

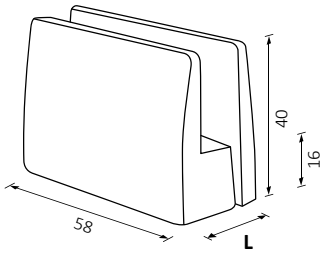

		L	
850.10	8- 10 mm	24 mm	195 gr
850.15	12- 16 mm	30 mm	220 gr
850.20	18- 20 mm	35 mm	265 gr

Wall-Self Glass Support I Finishing .13 .14

! Glass Locks
page 31

support & spacers

pg. 54-57

801

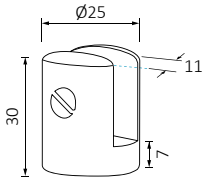

Glass-Self Support Ø25x30

8-10mm 67 gr | Finishing .09 .10 .11

809

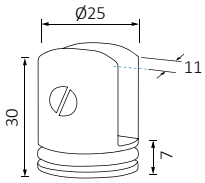

LIMITED AVAILABILITY

Glass-Self Support Ø25x30

8-10mm 65 gr | Finishing .09 .10 .11

802

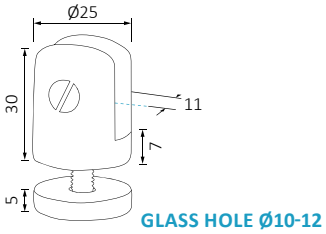

Glass-Self Support with End Stop Ø25x35

8-10mm 98 gr | Finishing .09 .10 .11

803

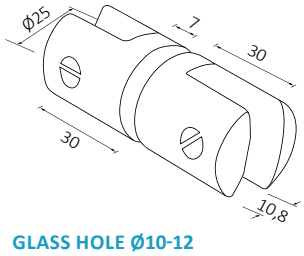

Double Glass-Self Support Ø25x30

8-10mm 138 gr | Finishing .09 .10 .11

806

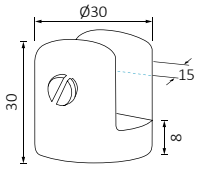

Glass Self-Support Ø30x30, 15mm

15mm 86 gr | Finishing .09 .10 .11

821

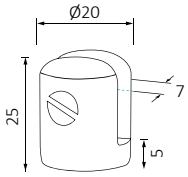

Small Glass-Self Support 5mm Ø20x25

5mm 38 gr | Finishing .09 .10 .11

810



Wall-Self Support Ø12

13 gr | Finishing .09 .10 .11

811



Self Support with End Stop Ø12

20 gr | Finishing .09 .10 .11

812



Double Self Support Ø12

32 gr | Finishing .09 .10 .11

804

Wall-Self Support 30mm / Door Stop

128 gr | Finishing .09 .10 .11

890

Mirror Support Ø32

4-6mm 46 gr | Finishing .09 .10 .11

816

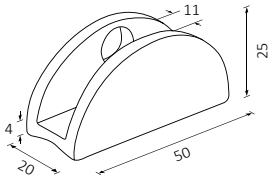

Support [Half Moon] 50mm

8-10mm 79 gr | Finishing .09 .10 .11

817

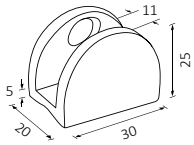

Support [Half Moon] Small 30mm

8-10mm 52 gr | Finishing .09 .10 .11

818

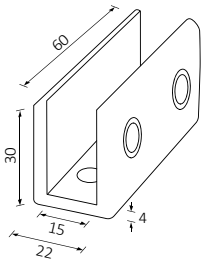

Rectangular Support 60mm

8-10mm 110 gr | Finishing .15 .16

818LP.08

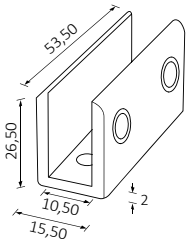

Rectangular Support

6-8mm 54 gr | Finishing .15 .16

819

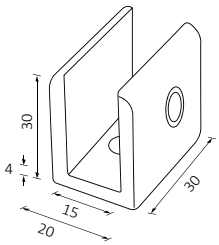

Rectangular Small Support 30mm

8-10mm 56 gr | Finishing .15 .16

819LP.08

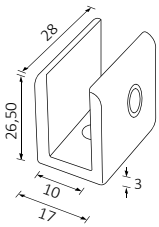

Rectangular Small Support

6-8mm 36 gr | Finishing .15 .16

Dimensions mm

826

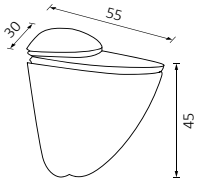

Glass-Self Support Small 55mm

5-16mm 44 gr | Finishing .09 .10

827

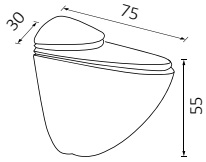

Glass-Self Support Medium 75mm

5-20mm 90 gr | Finishing .09 .10

828

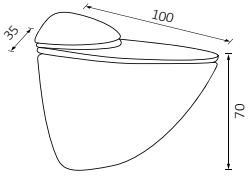

Glass-Self Support Heavy Duty 100mm

5-20mm 166 gr | Finishing .09 .10

831

Glass-Self Support 20x20 made of Glass

17 gr

832



Glass-Self Support made of glass Ø22

16 gr

880

		L	
880.20	5 - 12 mm	20 mm	95 gr
880.30	5 - 16 mm	30 mm	125 gr
880.50	5 - 20 mm	50 mm	181 gr

Spacer Ø25 | Finishing .09 .10 .11

881

		L	
881.20	8- 10 mm	20 mm	141 gr
881.30	8- 10 mm	30 mm	172 gr
881.50	8- 10 mm	50 mm	229 gr

Glass-Self Spacer Ø25 | Finishing .09 .10 .11

1656

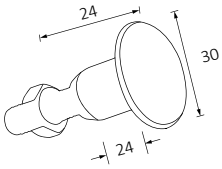

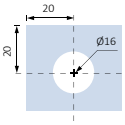

Stair Support Ø30

54 gr | Finishing .14

310-08/32

310-08/46

310-08/32 Ø32-M8-L10

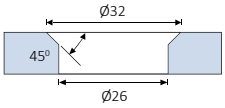

310-08/46 Ø46-M8-L12

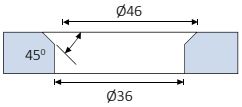

Cone Head PLR Ø32-M8 & Ø46-M8, Stainless Steel

27 gr | Finishing .13 .14

882

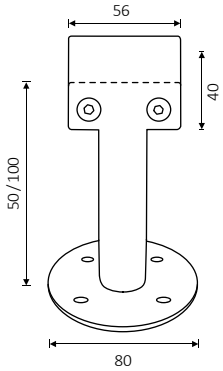

Fixed Dimensions 50mm and 100mm

Fixed Stainless steel Spacer 100mm & 50mm

AISI 316 for Glass 8-10mm, 12-16mm, 18-20mm | Finishing .13 .14

883

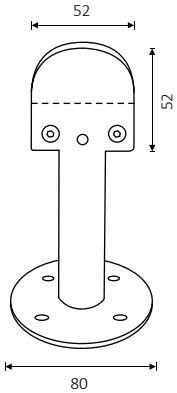

Fixed Dimensions 50mm and 100mm

SPECIAL DIMENSIONS UPON REQUEST

Fixed Curved Stainless steel Spacer 100mm & 50mm

AISI 316 for Glass 8mm~13mm | Finishing .13 .14

885.45 ADJUSTABLE

Adjustment from 45 up to 65mm

M10

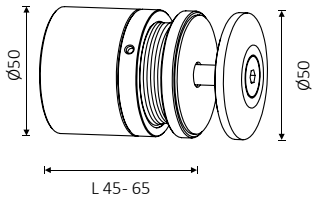

AVAILABLE FOR GLASS 8-20mm

Adjustable Glass Spacer, Stainless steel, Metal Anchor M12, Screw M12x90

AISI 316 589 gr | Finishing .13 .14

Ø20- Ø25

884.40/50

M10

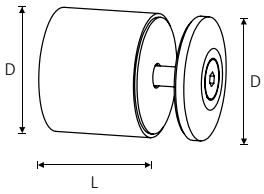

CODE	D	L
884.30/40	40	30
884.30/50	50	30
884.40/40	40	40
884.40/50	50	40

Fixed Spacer for 8-20mm Glass, Stainless Steel

AISI 316 AISI 304 683 gr | Finishing .13 .14

Ø20- Ø25

Dimensions mm

Glass Door Handle

page 62



handles

pg. 60-63

601

Round Glass Door Handle
Ø150x15mm

1565 gr | Finishing .13 .14

602



Octagon Glass Door Handle
15mm

1560 gr | Finishing .13 .14

605

Round Glass Door Handle
Ø90x15mm

835 gr | Finishing .13 .14

606

Opaque Satin Round Glass Door
Handle Ø150x15mm

1418 gr | Finishing .13 .14

624



Rod for Handle Stainless steel

Finishing .13

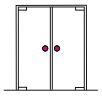

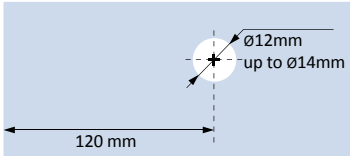

Cutting and hole for 601, 602,
605, 606, and cone head 624

609

Round Glass Door Handle Ø40

177 gr | Finishing .09

610



Prismatic Glass Door Handle 35x35

206 gr | Finishing .09

619

GLASS HOLE
619.50: Ø50
619.60: Ø60

619.50.14	6-11,52mm	166 gr
619.60.14	8- 12mm	261 gr

Door Handle Stainless Steel

Finishing .14

604.40

Door Handle Ø40

329 gr | Finishing .13 .14 .29 .30 .21

604.50

Door Handle Ø50

385 gr | Finishing .13 .14 .29 .30 .21

604.75

Door Handle Ø75

895 gr | Finishing .23 .24

627.38

Door Handle Ø38

626 gr | Finishing .01 .03 .04

623.30

Handle for Shower Ø30

288 gr | Finishing .13 .14

628.30



Handle for Shower Ø30

344 gr | Finishing **L=30** mm .03 .04 **L=34** mm .13 .14

622.30

Handle for Shower Ø30

286 gr | Finishing **L=30** mm .03 .04 .13 .14

629.32

Round Handle Ø32

106 gr | Finishing .03

629.50

Round Handle Ø50

396 gr | Finishing .03

612.40

Handle Opaque Satin Glass Ø40

215 gr | Finishing .09

612.50

Handle Opaque Satin Glass Ø50

407 gr | Finishing .09

613.40

Glass Handle Ø40

214 gr | Finishing .09

614.25



Glass Handle Sphere

17 gr

615.22

Glass Handle Ø22x25

22 gr

Dimensions mm

640

DIAMETER	L [LENGTH]	C [CENTER]
Ø32	500	360
	700	500
	1000	800
	1200	1000
	1400	1200
	1800	1600

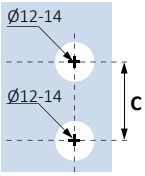

Stainless steel Handle H Ø32
Finishing .13 .14

640.18

DIAMETER	L [LENGTH]	C [CENTER]
Ø18	195	145
	250	150
	300	200
	350	250

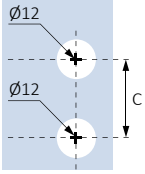

Stainless steel Handle H Ø18
Finishing .13 .14

631

DIAMETER	L [LENGTH] / C [CENTER]
	360
Ø32	500
	600
	800
	900
	1200
	1600
	1800



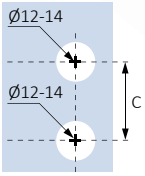

Stainless steel Handle P
Finishing .13 .14

644

DIAMETER	L [LENGTH]	C [CENTER]
Ø32	500	360
	700	500
	1000	800
	1200	1000
	1400	1200
	1800	1600
Ø18	195	145
	250	150
	300	200
	350	250

for **Ø18**

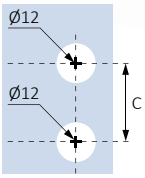

for **Ø32**

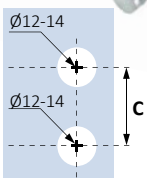

Stainless steel Handle Ø18 & Ø32 Single with cap and handle | Finishing .13 .14

646

DIAMETER	L [LENGTH]	C [CENTER]
Ø32	500	360
	700	500
	1000	800
	1200	1000
	1400	1200
	1800	1600
Ø18	195	145
	250	150
	300	200
	350	250

for **Ø18**

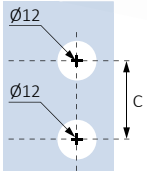

for **Ø32**

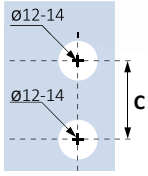

Stainless steel Handle Ø18 & Ø32 Single with caps | Finishing .13 .14

644.2545.13

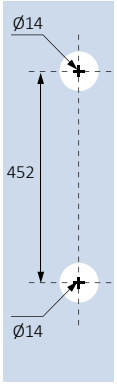

Stainless steel Handle Single"П"

Finishing .13

651.45/28.13

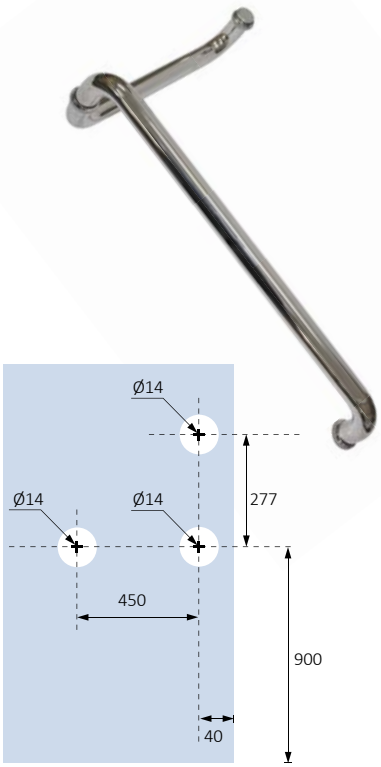

Bathroom Handle 450 x 280

Finishing .13 .14

651.45/25.13

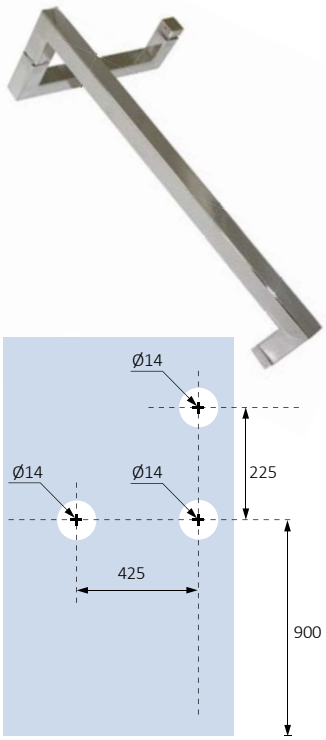

Stainless steel Shower Handle "2Π"

Finishing .13

643.2550.13 643.2570.13 643.2580.13

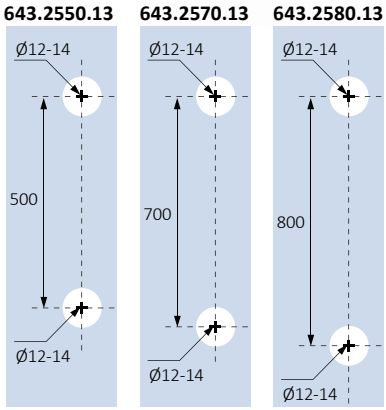

Stainless steel Shower Handle "Π"

Finishing .13

642

DIAMETER	L [LENGTH]	C [CENTER]
Ø36	1500	1125

Stainless steel Handle "H" with lock
Finishing .13 .14

643

DIMENSION	L [LENGTH]
25x40	1500



Stainless steel Handle "H" 25x40 with lock
Finishing .13 .14

Dimensions mm

proofing

pg. 65-66

752
Aluminum Bar Housing 90o L/M

190 gr/m | Finishing .01 .21 .25



751
Aluminum Bar Housing

90 gr/m | Finishing .00 .01 .21 .25 .45



703
Brush L18-L35-L50 L 1,0m

75-89 gr/m



701
Brush Aluminum Bar

Finishing .01 .21 .25

		L [m]	
701.22	10	2,20	365 gr
701.25	10	2,50	415 gr
701.30	10	3,00	500 gr
701.55	10	5,50	910 gr



1400/1440
Profile "h"

		L [m]		
1400.10.25	10	2,50	190 gr	PVC+UV
1400.10.30	10	3,00	225 gr	PVC+UV
1400.12.25	12	2,50	190 gr	PVC+UV
1400.12.30	12	3,00	225 gr	PVC+UV
1400.12.35	12	3,50	260 gr	PVC+UV
1440.10.25	10	2,50	190 gr	POL/TE
1440.10.30	10	3,00	225 gr	POL/TE
1400.10.30BLACK	10	3,00	230gr	PVC+UV

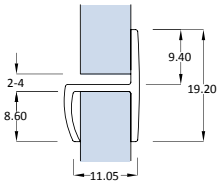

1401
Profile "h"

		L [m]		
1401.10.25	10	2,50	162 gr	PVC+UV

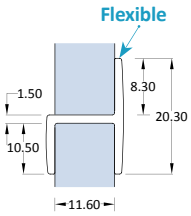

1403
Profile with Flexible Stop

		L [m]		
1403.25	10	2,50	220 gr	PVC+UV
1403.30	10	3,00	220 gr	PVC+UV

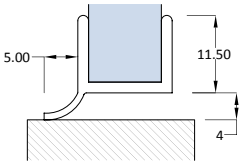

1404/1402
Profile for Showers

		L [m]		
1404.08.25	8	2,50	350 gr	PVC+UV
1404.10.25	10	2,50	290 gr	PVC+UV
1404.10.30	10	3,00	350 gr	PVC+UV
1402.08.25	8	2,50	290 gr	PVC+UV
1402.10.25	10	2,50	335 gr	PVC+UV
1402.10.30	10	3,00	350 gr	PVC+UV

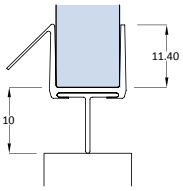

1413/1423
Profile with Magnet

		L [m]		
1423.06.20	6	2,00	380 gr	PVC+UV
1413.10.22	10	2,20	420 gr	PVC+UV

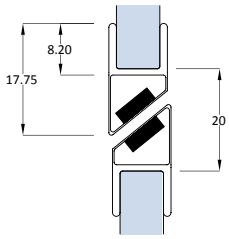

1408
Angle 90° Profile

		L [m]		
1408.10.25	10	2,50	315 gr	POL/TE

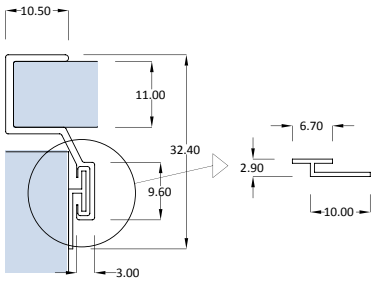

1409
Profile with T-Shape Flexible

		L [m]		
1409.08.25	8	2,50	260 gr	PVC+UV
1409.08.30	8	3,00	310 gr	PVC+UV
1409.10.25	10	2,50	260 gr	PVC+UV
1409.10.30	10	3,00	310 gr	PVC+UV
1409.12.25	12	2,50	260 gr	PVC+UV
1409.12.30	12	3,00	310 gr	PVC+UV

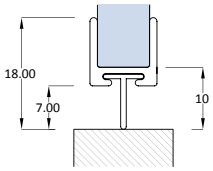

1405/1445
Profile Bubble

		L [m]		
1405.08.25	8	2,50	240 gr	PVC+UV
1405.08.30	8	3,00	290 gr	PVC+UV
1405.10.25	10	2,50	240 gr	PVC+UV
1405.10.30	10	3,00	290 gr	PVC+UV
1405.12.30	12	3,00	290 gr	PVC+UV
1445.10.25	10	2,50	240 gr	POL/TE
1445.10.30	10	3,00	290 gr	POL/TE

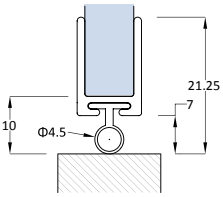

Dimensions mm

1412/1443

Profile with Brush

		L [m]		
1412.08.12.25	8	2,50	155 gr	PVC+UV
1412.10.08.25	10	2,50	155 gr	PVC+UV
1412.10.08.30	10	3,00	210 gr	PVC+UV
1412.10.08.35	10	3,50	245 gr	PVC+UV
1412.10.12.25	10	2,50	155 gr	PVC+UV
1412.10.12.30	10	3,00	210 gr	PVC+UV
1412.10.12.35	10	3,50	245 gr	PVC+UV
1412.10.18.25	10	2,50	155 gr	PVC+UV
1412.10.18.30	10	3,00	210 gr	PVC+UV
1412.12.08.30	12	3,00	210 gr	PVC+UV
1412.12.08.35	12	3,50	245 gr	PVC+UV
1412.12.12.30	12	3,00	210 gr	PVC+UV
1412.12.12.35	12	3,50	245 gr	PVC+UV
1412.12.18.30	12	3,00	210 gr	PVC+UV
1412.12.18.35	12	3,50	245 gr	PVC+UV
1443.10.08.25	10	2,50	155 gr	POL/TE
1443.10.08.30	10	3,00	210 gr	POL/TE
1443.10.12.25	10	2,50	210 gr	POL/TE
1443.10.12.30	10	3,00	210 gr	POL/TE
1443.10.18.25	10	2,50	155 gr	POL/TE
1443.10.18.30	10	3,00	210 gr	POL/TE

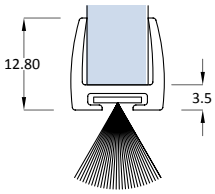

1415/1441

Profile "П"

		L [m]		
1415.08.25	8	2,50	180 gr	PVC+UV
1415.08.30	8	3,00	220 gr	PVC+UV
1415.10.25	10	2,50	180 gr	PVC+UV
1415.10.30	10	3,00	220 gr	PVC+UV
1415.10.35	10	3,50	255 gr	PVC+UV
1415.12.25	12	2,50	180 gr	PVC+UV
1415.12.30	12	3,00	220 gr	PVC+UV
1415.12.35	12	3,50	255 gr	PVC+UV
1441.10.25	10	2,50	180 gr	POL/TE
1441.10.30	10	3,00	220 gr	POL/TE

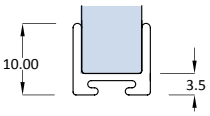

1421

Profile Double Flexible Stop

		L [m]		
1421.06.20	6	2,00	120 gr	PVC+UV
1421.06.22	6	2,20	120 gr	PVC+UV

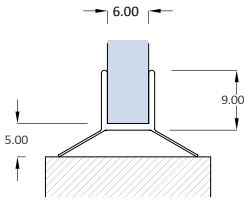

1422

Profile Flexible Angle, 15mm / 24mm PVC+UV

Profile 15mm
A: 29mm
B: 15mm
C: 12.5mm

Profile 24mm
A: 38mm
B: 24mm
C: 12.5mm

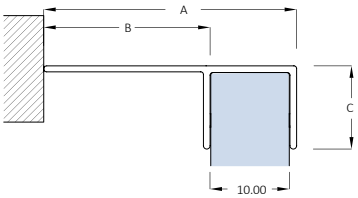

		L [m]		
1422.06.20	6	2,00	132 gr	PVC+UV
1422.06.22	6	2,20	132 gr	PVC+UV
1422.10.15.25	8-10	2,50	220 gr	PVC+UV
1422.10.24.25	8-10	2,50	220 gr	PVC+UV

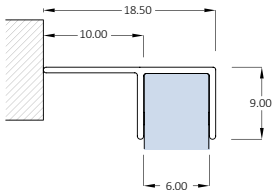

1435

Profile Large Bubble

		L [m]	*		
1435.10.06.25	10	2,50	6	270 gr	PVC+UV
1435.10.07.25	10	2,50	7	270 gr	PVC+UV
1435.10.08.25	10	2,50	8	270 gr	PVC+UV

* Bubble Length

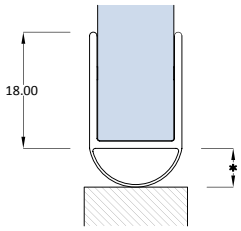

1442/1438/1436

Profile "H"

		L [m]		
1442.10.25	10	2,50	145 gr	PVC+UV
1442.10.30	10	3,00	170 gr	PVC+UV
1442.11.30	11.30	3,00	175 gr	PVC+UV
1436	10	2,50	145 gr	POL/TE
1438	10	3,00	170 gr	POL/TE

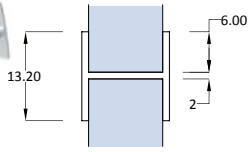

1444.2010.10

Curved Weatherproofing profile

		L [m]		
1444.2010.10	10	1,00	189 gr	POL/TE

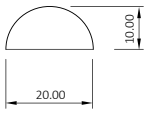

1446.10.30

Weatherproofing profile

		L [m]		
1446.10.30	10	3,00	88 gr	POL/TE

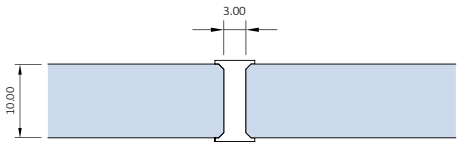

1406

Profile Bubble Φ8 Transparent

		L [m]		
1406.10.30	10	3,00	85 gr	POL/TE

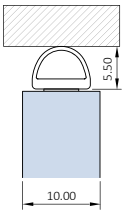

Dimensions mm

bracket- pivot

pg. 68-69

1003

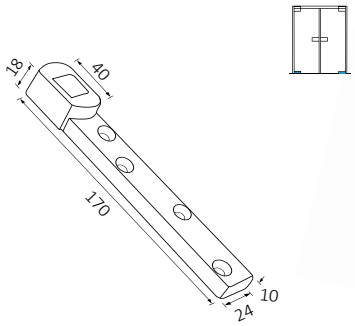

Bracket AL-R, Galvanized Steel

342 gr | Finishing .31

FRP75-17

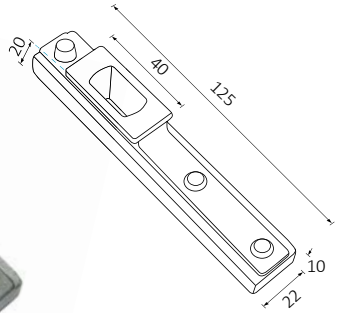

Lower Bracket FRP75 SF, Stainless Steel

190 gr

1004

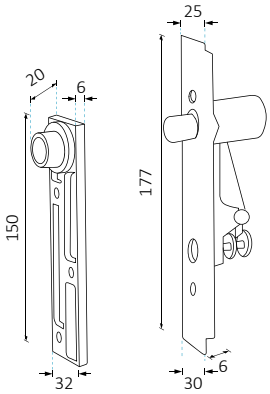

Pivot AL-R ZYNC ALLOY 450 gr

FN200-17

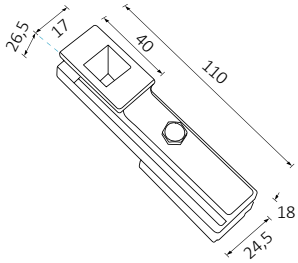

Lower Bracket FN200, Stainless Steel

356 gr

1005 1006

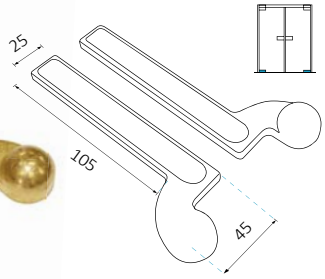

1005 Bracket Left Casted Brass 306 gr

1006 Bracket Right Casted Brass 296 gr

PR100-17

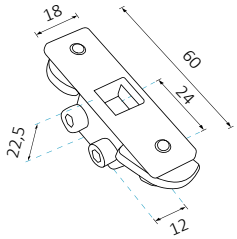

Lower Bracket PR100 SF, Stainless Steel

80 gr

1007

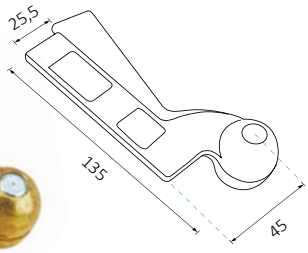

Pivot Left/Right

459 gr | Finishing Casted Brass

PR200-17

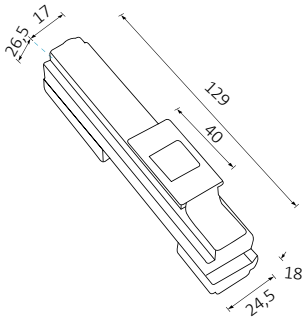

Lower Bracket PR200 SF, Stainless Steel

1130.10 1130.15 1130.20



Upper pivot Aluminum

120, 144, 174 gr | Finishing .00

1130.HD.12 1130.HD.15 1130.HD.20



Heavy Duty Upper pivot Aluminum with embedded bearing *

120, 144, 174 gr | Finishing .00

1120.10 1120.15 1120.20

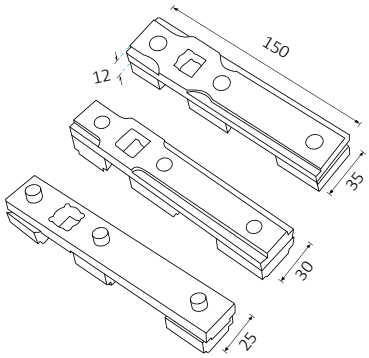

Lower Bracket Galvanized Steel

286, 462, 536 gr | Finishing .31

1230.10 1230.15 1230.20

Upper pivot Aluminum
Finishing .00

1230.HD.12 1230.HD.15 1230.HD.20



Heavy Duty Upper pivot Aluminum with embedded bearing *
Finishing .00

1220.10 1220.15 1220.20

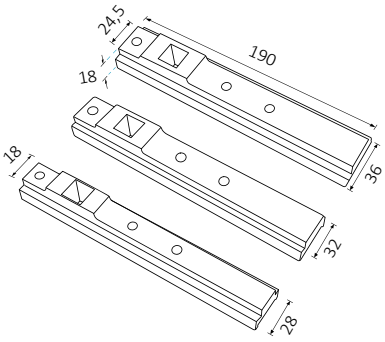

Lower Bracket Stainless Steel

362, 420, 458 gr

Dimensions mm

cylinders

2200

Half Cylinder

111 gr

2201

Security Half Cylinder

185 gr

2202

Cylinder 54 mm

178 gr

2203

Security Cylinder 60 mm

230 gr

2204

Cylinder with Knob

200 gr

2209.19

Half Cylinder with Knob

125 gr

cylinder combinations with same key



Simple key 5 pins	Safety key 5 pins
2210	**2220**
2211	**2221**
2212	**2222**
2213	**2223**
2214	**2224**

Dimensions mm

shower supports

pg. 72-74

1709

Profile 46 x 21,5 mm

Finishing .25

1713.S

Side Cup for profile 1709
Trasparent Plastic

10 gr

1714.S

Profile 90º for profile 1709
PLastic Chrome Plated

22 gr

1710

Profile 60 x 27 mm

Finishing .25

1713.B

Side Cup for profile 1710
Trasparent Plastic

17 gr

1714.B

Profile 90º for profile 1710
PLastic Chrome Plated

34 gr

1711

Roller for 1709 & 1710

20 gr

1712

Stopper Plastic Rubber

1 gr

1715

Rubber Joint for 1709 & 1710

197

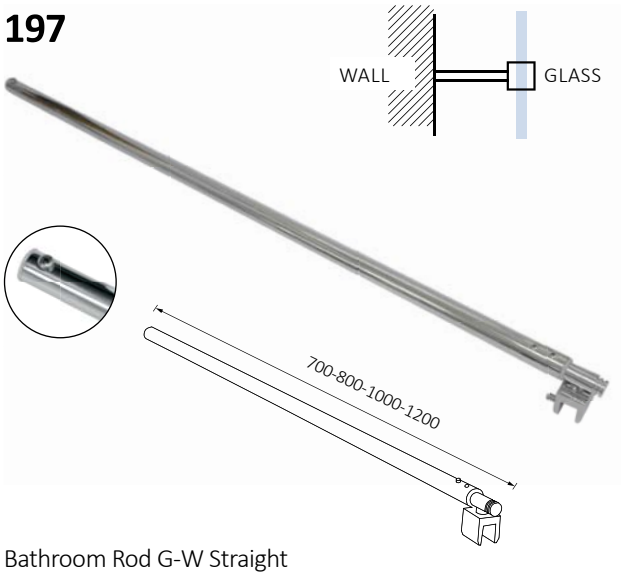

Bathroom Rod G-W Straight

8-10mm 580 gr | Finishing .09

198

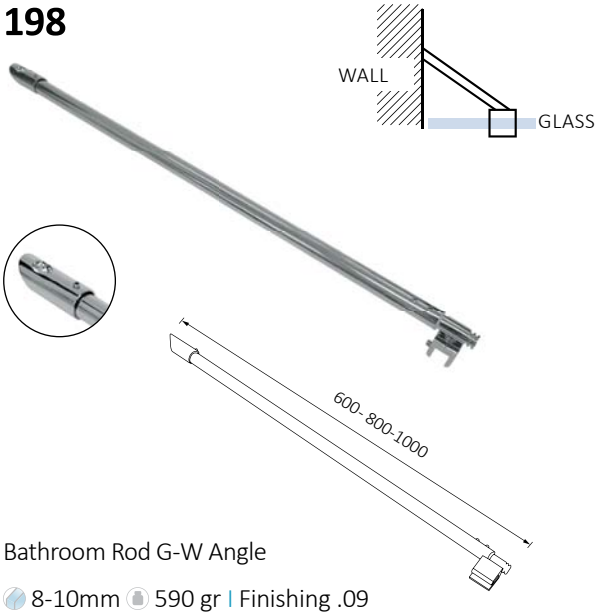

Bathroom Rod G-W Angle

8-10mm 590 gr | Finishing .09

199



Bathroom Rod G-G

8-10mm 1180 gr | Finishing .09

1692 [STAINLESS STEEL]

CODE		L
1692.10	8-12	2,50 m
1692.16	14-16	2,50 m
1692.20	18-20	2,50 m

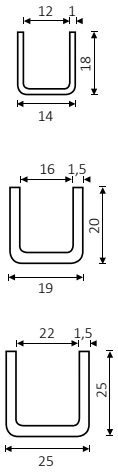

Stainless steel Bar U, Bar 6m | Finishing .13 .14

1692 [ALUMINUM]

CODE		L
1692.10.60	10	6,00 m
1692.16.60	14-16	6,00 m

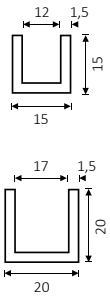

Aluminum Bar U, Bar6m | Finishing .25

Dimensions mm

341.160.13

Upper / Bottom Hinge Stainless Steel

840 gr | Finishing .13

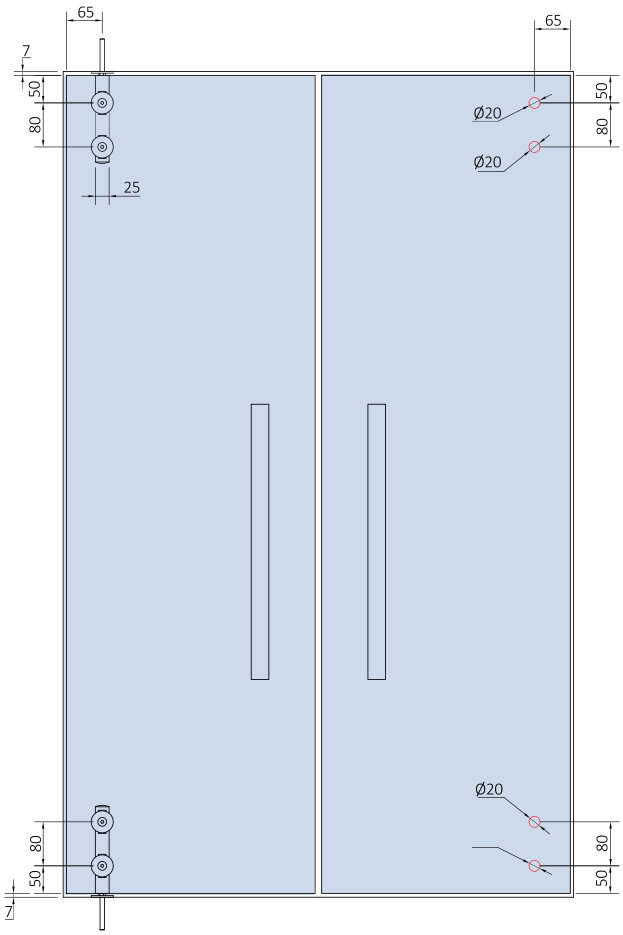

!Suitable

FOR SHOWER DOOR APPLICATION

ANGF1001.13

Set Hinged Door

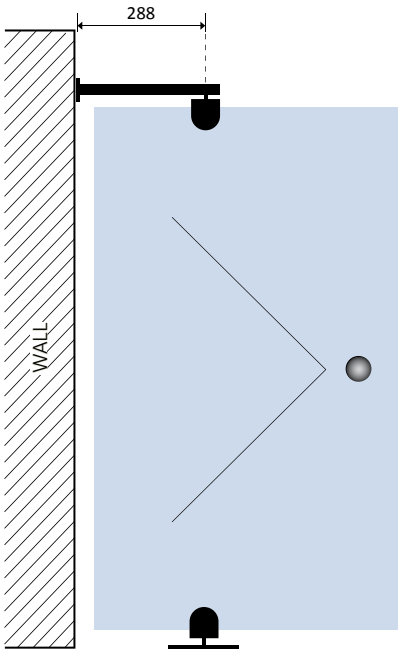

!Suitable

FOR SHOWER DOOR APPLICATION

Dimensions mm

floor springs

pg. 76

NS100H.13



Hydraulic Hinge with Return NOSCAVO®

10-12mm 2704 gr
Cover Finishing .13 .14
Stainless steel

FOR FURTHER TECHNICAL SPECIFICATIONS AND INFORMATION ABOUT THE PRODUCT PLEASE REFER TO THE MANUFACTURER TECHNICAL SHEET NOSCAVO®

2000

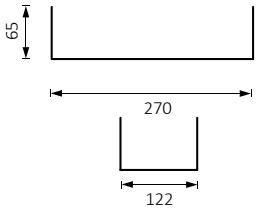

Floor Spring INAL®
Maximum Door Dimension:
1,00m x 2,35m
Aluminum Cover

5500 gr

2020

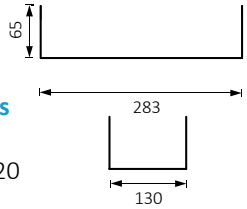

Available in 3 types
Light: Code 2006
Medium: Code 2020
Heavy: Code 2040
Available also Heavy Duty
[until 200 kgr]

Floor Spring SPEEDY M25
Maximum Door Dimension:
1,00m x 2,50m
Aluminum & Stainless steel Cover

6625 gr

2022

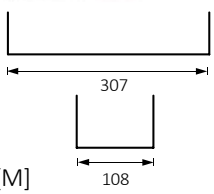

Floor Spring INAL® [M]
Maximum Door Dimension:
1,00m x 2,50m
Stainless steel Cover

6000 gr

2028

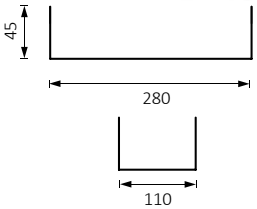

Floor Spring SPEEDY M68
Maximum Door Dimension:
0,95m x 2,20m
Stainless steel Cover

6600 gr

2071.13

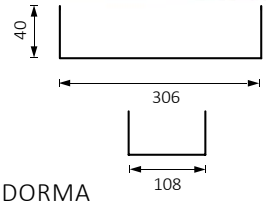

Floor Spring DORMA
Maximum Door Dimension:
0,95m x 2,30m
Stainless steel Cover

5100 gr

Dimensions mm

various

pg. 78

1300

Profile for Sliding Door 5 mm

1300.3521

Upper Sliding profile for 5mm
Bar 5m | Finishing .01

1300.3522

Middle Sliding profile for 5mm
Bar 5m | Finishing .01

1300.3523

Lower Sliding profile for 5mm
Bar 5m | Finishing .01

Suitable for **showcases**

1733

Antipanic Bar for Glass Door

1505

Port-Hole Stainless steel
Glass Cutting Ø170

949 gr | Finishing .13

1627

CODE		CODE	
1627.50.01	52 gr	**1627.50.14**	152 gr
1627.60.01	80 gr	**1627.60.14**	212 gr
1627.70.01	128 gr	**1627.80.14**	382 gr
1627.100.01	220 gr	**1627.100.14**	612 gr



Rings Stainless Steel, Aluminum

1729

Magnetic Door Stopper

160 gr | Finishing .09

1302

Suitable for profile
1300.3522

Roller for Sliding Door 5 mm

16 gr

1738

Plastic Mounting plate

Available from 1mm to 6mm & 8mm

DECO

DECO1020.00
DECO1020.01
DECO1020.02
DECO1020.21WH
DECO1020.33
DECO1020.42



Decorative Frame Profile L: 2,55m

5mm | Finishing .00 .01 .02 .21WH .33 .42

Dimensions mm

GLASS ACCESSORIES

INAL®
GLASS SYSTEMS & ACCESSORIES

ALSO DOWNLOAD OUR PRODUCT CATALOGUES





INnovationAL Solutions

INTERMETAL
BUILDING INDUSTRIAL EQUIPMENT

HEADQUARTERS / FACTORY:

6, APOLLONIOU STR., KOROPI 194 00, ATTICA-GREECE,
TEL.: +30 210 6620 400, FAX: +30 210 6620 401
intermetal@inal.gr

TÜV NORD
TÜV NORD CERT GmbH
ISO 9001

ISO 9001 : 2015 CERTIFIED

www.inal.gr

Inal.gr

company/intermetal-sa

COPYING AND REPUBLISHING OF THIS PRINTED IS PROHIBITED WITHOUT WRITTEN PERMISSION FROM INTERMETAL SA

GLASS ACCESSORIES 06_2019